

# 2016-17 IUPUI JAGUARS BASKETBALL



## SCHEDULE/RESULTS (7-8, 1-0 SUMMIT)

Date	Opponent	Result/Time
Nov. 4	#St. Joseph's College	W, 87-74
Nov. 11	at Eastern Kentucky	L, 87-97
Nov. 13	^at Michigan	L, 65-77
Nov. 18	^Howard	W, 77-55
Nov. 19	^Eastern Michigan	W, 83-71
Nov. 22	^at Marquette	L, 79-104
Nov. 26	at SIUE	L, 58-61
Nov. 30	at Illinois State	L, 63-77
Dec. 3	at Ball State	W, 73-62
Dec. 6	at Illinois	L, 77-85
Dec. 10	at Miami (Ohio)	L, 68-71
Dec. 12	Urbana	W, 109-67
Dec. 17	at Southern Utah	W, 101-81
Dec. 20	at Northwestern	L, 65-87
Dec. 28	Marian	W, 81-60
Dec. 31	*Western Illinois	W, 89-71
Jan. 5	*at North Dakota State	8:00 pm
Jan. 7	*at South Dakota	4:15 pm
Jan. 11	*Omaha	7:00 pm
Jan. 14	*at Oral Roberts	4:00 pm
Jan. 18	*South Dakota State	7:00 pm
Jan. 21	*Denver	1:00 pm
Jan. 25	*at Fort Wayne	7:30 pm
Jan. 28	*at Western Illinois	8:00 pm
Feb. 1	*North Dakota State	7:00 pm
Feb. 8	*at Omaha	8:00 pm
Feb. 11	*Oral Roberts	7:00 pm
Feb. 15	*at South Dakota State	8:00 pm
Feb. 19	*at Denver	3:00 pm
Feb. 23	*Fort Wayne	7:00 pm
Feb. 25	*South Dakota	7:00 pm
Mar. 4-5	Summit League Quarters	tba
Mar. 6	Summit League Semis	tba
Mar. 7	Summit League Finals	tba

# denotes exhibition  
^ part of 2K Classic (campus sites)  
\* denotes Summit League games  
& denotes Summit League Tournament games

## MEDIA COVERAGE

**TV:** MidcoSN / ESPN3  
**Video Stream:** ESPN3  
**Radio:** 97.5 FM Fox Sports; iHeartRadio  
Morgan Adcock (xpx)  
**Live Stats:** IUPUIJags.com  
**Twitter:** @IUPUIJaguars / @IUPUIMensBball

## MBB CONTACT

**Ed Holdaway - IUPUI Assistant AD**  
**Email:** eholdawa@iupui.edu  
**Twitter:** @EdHoldaway  
**Cell:** 317-908-2645

## '03 NCAA TOURNAMENT, 2010 CBI

**N. DAKOTA STATE (10-5, 2-0) vs.**



**IUPUI (7-8, 1-0)**

Thursday, Jan. 5, 2017 - 7 p.m. Central (8 Eastern) - Fargo, N.D. / Scheels Center (5,700)

## ABOUT THE SERIES

**All-Time Record:** North Dakota State leads 11-8  
**Last Meeting:** Mar. 6, 2016 - NDSU 60, IUPUI 45 (Sioux Falls, S.D.)  
**Streak:** NDSU has won 2  
**Gardner vs. Foe:** 1-4

## THE JAGUARS



### PROBABLE STARTERS (based on last game)

No.	Name	Yr.	Pos.	Ht.	Hometown	PPG	RPG	APG	FG%	3FG%	FT%
0	Darel Combs	Sr.	G	6-2	Chicago, Ill.	17.9	1.8	3.1	.439	.368	.781
5	Kellon Thomas	Sr.	G	5-11	Indianapolis, Ind.	7.8	2.3	3.1	.306	.302	.933
15	Matt O'Leary	Sr.	F	6-8	Terre Haute, Ind.	14.7	6.7	2.7	.551	.460	.769
22	D.J. McCall	So.	G	6-6	Fort Wayne, Ind.	5.3	5.5	1.3	.448	.167	.587
24	Evan Hall	So.	F	6-7	Hindman, Ky.	6.9	5.6	0.7	.549	---	.441

### OFF THE BENCH

1	T.J. Henderson	So.	G	6-0	Indianapolis, Ind.	5.6	1.7	1.8	.456	.400	.818
11	Josh James	Sr.	F/C	6-9	Cedar Lake, Ind.	2.2	2.1	0.1	.478	---	.786
12	Chad Hudson	Fr.	G	5-11	Jeffersonville, Ind.	0.6	0.6	0.4	.250	.333	.000
20	Grant Sinn	So.	G	6-2	Spencerville, Ind.	0.8	0.3	0.0	.167	.167	---
25	Ron Patterson	Jr.	G	6-2	Indianapolis, Ind.	8.6	2.3	1.8	.420	.377	.600
33	Giovanni Fraser	Fr.	F	6-8	Coral Springs, Fla.	1.5	1.3	0.0	.500	---	.333
35	Noah Thomas	R-Fr.	F/C	6-9	Whitestown, Ind.	1.0	0.8	0.0	.200	.000	.750
45	Aaron Brennan	Jr.	F	6-6	Noblesville, Ind.	7.5	3.1	0.9	.544	.474	.810

## QUICK HITTERS

- Winners of four of their past five games, IUPUI is seeking to get back to .500 for the first time since Nov. 19 when the Jaguars were 2-2 after the win over Eastern Michigan.
- IUPUI capped the non-conference slate at 6-8 overall - the six wins were the most in non-conference play since the 2011-12 squad went 7-7 to start the year. That team closed the non-conference schedule with four straight wins including over Western Kentucky, Ball State and Valparaiso.
- Before Christmas, IUPUI posted back-to-back 100-point games for the first time since January 1995. They are the first 100-point games in Head Coach **Jason Gardner's** three years with the program.
- IUPUI won the Indianapolis Subregional of the 2K Classic, capturing home wins over Howard (77-55) and Eastern Michigan (83-71). Junior **Ron Patterson** was named Subregional MVP (16.0 ppg, 9-of-17 3's).
- This marks the 45th season of IUPUI basketball and the 19th the Jaguars have competed at the NCAA Division I level. IUPUI won the program's 250th game at the D1 level against Urbana on Dec. 12.
- Head Coach **Jason Gardner** is the eighth head coach in the history of the program and is in his third year at the helm. The former Indiana Mr. Basketball and Arizona-star enters today with an 30-48 career record (16-17 in the Summit).
- IUPUI was picked 5th in The Summit according to the preseason polls, including one of the 32 first-place votes. The Jags trailed Omaha by 21 points, but easily cleared Oral Roberts by 132 points.
- Senior guard **Darel Combs** was voted preseason First Team All-Summit League by the league's coaches after being picked to the league's All-Newcomer Team and 2nd Team All-League in 2016. Combs averaged a team-high 16.3 points and made 58 threes last year after sitting the previous season as a transfer. He closed his junior year with back-to-back 30+ scoring games, becoming the first IUPUI player to do so since **George Hill** in January 2008.
- Determined to rebuild the program with Indiana kids, Gardner has stayed true to his word as 13 of the team's 17 players hail from the Hoosier State this season. Five (**T.J. Henderson**, **Anthony Jones**, **Ron Patterson**, **Nick Rogers** and **Kellon Thomas**) are from Indianapolis.
- IUPUI will continue to rely heavily on the transfer market this year as four of the Jags' starters (Combs, Patterson, K. Thomas & **Matt O'Leary**) came to IUPUI via transfer.

## 2016-17 ROSTER

### NUMERIC ROSTER

##	Name	Pos.	Ht.	Wt.	Yr.	Hometown/High School (Previous)
0	Darell Combs	G	6-2	195	Sr.	Chicago, Ill./Thornwood (Eastern Michigan)
1	T.J. Henderson	G	6-0	160	So.	Indianapolis, Ind./Scecina
2	Anthony Jones^	G	6-5	210	Fr.	Indianapolis, Ind./Speedway
5	Kellon Thomas	G	5-11	190	Gr.	Indianapolis, Ind./Southport (Kent State)
10	Nick Rogers #	G	6-1	170	So.	Indianapolis, Ind./Traders Point Academy (Toledo)
11	Josh James	F/C	6-9	225	Sr.	Cedar Lake, Ind./Andrean/Quakerdale [Iowa] Prep
12	Chad Hudson	G	5-11	175	Fr.	Jeffersonville, Ind./Don Bosco Prep
15	Matt O'Leary	F	6-8	225	Sr.	Terre Haute, Ind./Terre Haute North Vigo (Loyola)
20	Grant Sinn	G	6-2	180	So.	Spencerville, Ind./Fort Wayne Canterbury (North Park)
22	D.J. McCall	G	6-6	190	So.	Fort Wayne, Ind./Concordia Lutheran
24	Evan Hall	F	6-7	200	So.	Hindman, Ky./Knott County Central
25	Ron Patterson	G	6-2	200	Jr.	Indianapolis, Ind./Broad Ripple (Syracuse)
32	Elyjah Goss^	F	6-7	190	Fr.	Bolingbrook, Ill./Plainfield East
33	Giovanni Fraser	F	6-8	235	Fr.	Coral Springs, Fla./Coral Springs Charter
35	Noah Thomas	F/C	6-9	235	R-Fr.	Whitestown, Ind./Bridgton [Maine] Academy
40	Evan Borgman^	F	6-9	205	Fr.	Batesville, Ind./Jac-Cen-Del
45	Aaron Brennan	F	6-6	225	Jr.	Noblesville, Ind./Guerin Catholic

# will sit out the 2016-17 season as a Division I transfer; ^ expected to redshirt the 2016-17 season

### COACHING STAFF

<b>Head Coach:</b>	Jason Gardner
<b>Alma Mater:</b>	Arizona, '11
<b>Career Record:</b>	(30-48; 3rd season)
<b>IUPUI Record:</b>	(30-48; 3rd season)
<b>Summit Record:</b>	(16-17; 3rd season)
<b>Associate Head Coach:</b>	Matt Crenshaw
<b>Alma Mater:</b>	IUPUI, '04
<b>Assistant Coach:</b>	Scott Gillespie
<b>Alma Mater:</b>	Ripon College, '11
<b>Assistant Coach:</b>	Roy Hairston
<b>Alma Mater:</b>	Purdue, '97
<b>Senior Advisor:</b>	Andy Fagan
<b>Alma Mater:</b>	Indiana, '01
<b>Strength Coach:</b>	Jason Quarles
<b>Alma Mater:</b>	IUPUI, '12
<b>Athletic Trainer:</b>	Emily Nibbelink
<b>Alma Mater:</b>	Kansas, '05

### PRONUNCIATION GUIDE

**DARELL** Combs (duh-RELL)

## RADIO / TV ROSTER



**#0 - DARELL COMBS**  
6-2 // Sr. // G  
Chicago, Ill.




**#1 - T.J. HENDERSON**  
6-0 // So. // G  
Indianapolis, Ind.




**#2 - ANTHONY JONES**  
6-5 // Fr. // G  
Indianapolis, Ind.



**#5 - KELLON THOMAS**  
5-11 // Gr. // G  
Indianapolis, Ind.




**#10 - NICK ROGERS**  
6-1 // So. // G  
Indianapolis, Ind.



**#11 - JOSH JAMES**  
6-9 // Sr. // F/C  
Cedar Lake, Ind.



**#12 - CHAD HUDSON**  
5-11 // Fr. // G  
Jeffersonville, Ind.



**#15 - MATT O'LEARY**  
6-8 // Sr. // F  
Terre Haute, Ind.



**#20 - GRANT SINN**  
6-2 // So. // G  
Spencerville, Ind.



**#22 - D.J. McCALL**  
6-6 // So. // G  
Fort Wayne, Ind.



**#24 - EVAN HALL**  
6-7 // So. // F  
Hindman, Ky.




**#25 - RON PATTERSON**  
6-2 // Jr. // G  
Indianapolis, Ind.




**#32 - ELYJAH GOSS**  
6-7 // Fr. // F  
Bolingbrook, Ill.



**#33 - GIOVANNI FRASER**  
6-8 // Fr. // F  
Coral Springs, Fla.



**#35 - NOAH THOMAS**  
6-9 // R-Fr. // F/C  
Whitestown, Ind.



**#40 - EVAN BORGMAN**  
6-9 // Fr. // F  
Batesville, Ind.



**#45 - AARON BRENNAN**  
6-6 // Jr. // F  
Noblesville, Ind.



**JASON GARDNER**  
Head Coach  
3rd season



# POLLS

# THE SUMMIT LEAGUE

## ASSOCIATED PRESS

## COACHES

Week 9 (Jan. 2)

Week 9 (Jan. 2)

Rank	Team (1st)
1	Villanova (59)
2	Baylor (6)
3	Kansas
4	UCLA
5	Gonzaga
6	Kentucky
7	West Virginia
8	Duke
9	Louisville
10	Creighton
11	Virginia
12	Florida State
13	Wisconsin
14	North Carolina
15	Oregon
16	Xavier
17	Arizona
18	Butler
19	Saint Mary's
20	Purdue
21	Virginia Tech
22	Cincinnati
23	Notre Dame
24	Florida
25	Indiana
25	USC

Rank	Team (1st)
1	Villanova (30)
2	Kansas (1)
3	Baylor
4	Gonzaga
5	UCLA
6	Kentucky
7	West Virginia
8	Duke
9	Louisville
10	Creighton
11	Wisconsin
12	Virginia
13	Florida State
14	Oregon
15	Xavier
16	North Carolina
17	Arizona
18	Butler
19	Saint Mary's
20	Purdue
21	Notre Dame
22	Cincinnati
23	Virginia Tech
24	Florida
25	Indiana

### Others Receiving Votes:

Minnesota 56, Clemson 23, Miami 16, Maryland 6, Kansas State 5, Seton Hall 3, Iowa State 3, Northwestern 2, VCU 2, UNC Wilmington 1

### Others Receiving Votes:

USC 49, South Carolina 23, Miami 19, Minnesota 9, California 7, Kansas State 7, New Mexico State 4, Clemson 4, UNC Wilmington 4, Maryland 2, Nebraska 1, Oklahoma State 1, Seton Hall 1

## MID-MAJOR TOP 25

Week 9 (Jan. 2)

Rk	Team (1st)	Record	Pts.	Prev.	Conf.
1.	Gonzaga (31)	14-0	775	1	West Coast
2.	UT Arlington	11-3	716	2	Sun Belt
3.	Wichita State	12-3	703	4	Missouri Valley
4.	Saint Mary's	12-1	688	5	West Coast
5.	UNCW	12-2	651	3	Colonial
6.	Valparaiso	11-3	620	8	Horizon
7.	Chattanooga	10-3	545	9	Southern
8.	New Mexico State	13-2	480	10	Western Athletic
9.	Fort Wayne	11-4	467	6	Summit
10.	Oakland	12-3	455	12	Horizon
11.	ETSU	11-3	439	11	Southern
12.	Monmouth	10-4	421	7	Metro Atlantic
13.	BYU	11-4	418	13	West Coast
14.	Akron	10-3	389	14	Mid-American
15.	Ohio	8-3	324	15	Mid-American
16.	Illinois State	10-4	305	17	Missouri Valley
17.	Arkansas State	10-4	242	23	Sun Belt
18.	UL Lafayette	10-4	231	16	Sun Belt
19.	Charleston	10-4	160	22	Colonial
20.	Tennessee State	9-4	158	19	Ohio Valley
21.	Little Rock	10-4	151	24	Sun Belt
22.	Florida Gulf Coast	11-5	126	NR	Atlantic Sun
23.	Missouri State	11-4	100	NR	Missouri Valley
24.	Belmont	7-4	91	NR	Ohio Valley
25.	Central Michigan	10-3	72	NR	Mid-American

## SUMMIT STANDINGS

through Jan. 3

Team	Overall (Pct.)	Sum. (Pct.)
North Dakota St. ....	10-5 (.667)	2-0 (1.000)
IUPUI .....	<b>7-8 (.467)</b>	<b>1-0 (1.000)</b>
Denver .....	9-5 (.643)	1-0 (1.000)
Fort Wayne.....	11-4 (.733)	1-1 (.500)
South Dakota .....	10-7 (.588)	1-1 (.500)
South Dakota St.....	8-9 (.471)	1-1 (.500)
Western Illinois.....	4-9 (.308)	1-1 (.500)
Omaha .....	7-8 (.467)	0-2 (.000)
Oral Roberts .....	4-12 (.250)	0-2 (.000)

## UPCOMING SCHEDULE

Date	Game	Time
1/4	*South Dakota St. at Western Ill.	8 pm
	*Fort Wayne at Omaha	8 pm
	*South Dakota at Denver	9 pm
1/5	*IUPUI at North Dakota St.	8 pm
1/7	*Oral Roberts at Western Illinois	3 pm
	*IUPUI at South Dakota	4:15 pm
	*Omaha at South Dakota St.	5:30 pm
	*Denver at Fort Wayne	7 pm
1/11	*Omaha at IUPUI	7 pm
	*North Dakota St. at South Dakota	8 pm
	*Western Illinois at Denver	9 pm
1/12	*South Dakota St. at Oral Roberts	8 pm
1/14	*Fort Wayne at South Dakota	2 pm
	*IUPUI at Oral Roberts	4 pm
	*North Dakota St. at Denver	6 pm
	*Western Illinois at Omaha	8 pm
1/18	*South Dakota St. at IUPUI	7 pm
	*Denver at Omaha	8 pm
	*South Dakota at Oral Roberts	8 pm
1/19	*Fort Wayne at North Dakota St.	8 pm
1/21	*Denver at IUPUI	1 pm
	*North Dakota St. at Western Illinois	3 pm
	*Omaha at Oral Roberts	4 pm
	*Fort Wayne at South Dakota St.	5:30 pm
1/25	*IUPUI at Fort Wayne	7:30 pm
	*Western Illinois at South Dakota	8 pm
	*Oral Roberts at North Dakota St.	8 pm
	*South Dakota St. at Denver	9 pm
1/28	*Fort Wayne at Oral Roberts	4 pm
	*Denver at South Dakota	4:15 pm
	*IUPUI at Western Illinois	8 pm
	*South Dakota St. at Omaha	8 pm
1/31	*Denver at Oral Roberts	8 pm
2/1	*North Dakota St. at IUPUI	7 pm
	*Western Illinois at South Dakota St.	8 pm
	*South Dakota at Omaha	8 pm

## IUPUI IN SUMMIT STATS

as of Jan. [denotes NCAA ranking]

Category	Summit [Nat Rk.]	Stat
Scoring .....	3rd.....	78.3 ppg
Scoring Defense.....	5th.....	75.1 ppg
Scoring Margin.....	4th.....	+3.3 ppg
Free Throw % .....	8th.....	68.1%
Field Goal % .....	4th.....	45.4%
Field Goal % Def.....	6th.....	43.5%
3Pt Field Goal %.....	4th.....	37.9%
3Pt Field Goal % Def.....	2nd.....	33.8%
Rebounding Offense .....	4th.....	36.5 rpg
Rebounding Defense .....	6th.....	36.3 rpg
Rebounding Margin .....	5th.....	+0.1 rpg
Blocked Shots .....	6th.....	2.9 bpg
Assists .....	2nd.....	15.6 apg
Steals .....	5th.....	6.3 spg
Turnover Margin.....	3rd.....	+0.7 to/gm
Assist/TO Ratio.....	1st.....	1.2 a/to
Offensive Rebounds.....	2nd.....	11.3 rpg
Defensive Rebounds.....	8th.....	25.2 rpg
Defensive Reb. Pct .....	7th.....	70.0%
Offensive Reb. Pct .....	3rd.....	30.6%
3Pt Field Goals Made.....	4th.....	8.6 3's/gm
Home Attendance.....	8th.....	965/gm

### Player Summit [Natl Rk.]

Player	Summit [Natl Rk.]	Stat
<b>Darell Combs</b>		
Scoring	4th	17.9 ppg
Assists	8th	3.1 apg
3FG Made	8th	2.1/game
Assist/TO Ratio	9th	1.4 a/to
FT Percentage	11th	78.1%
3FG Percentage	15th	36.7%

### Evan Hall

Off. Rebounding	3rd	2.6 rpg
Blocked Shots	t-6th	1.0 bpg
Rebounding	t-11th	5.6 rpg

### T.J. Henderson

Steals	t-15th	1.1 spg
--------	--------	---------

### D.J. McCall

Off. Rebounding	8th	2.1 rpg
Rebounding	14th	5.5 rpg

### Matt O'Leary

FG Percentage	4th	55.1%
Def. Rebounding	4th	5.8 rpg
3FG Percentage	6th	46.0%
Rebounding	8th	6.7 rpg
Scoring	9th	14.7 ppg
3FG Made	t-10th	1.9/game
FT Percentage	12th	76.9%
Assists	13th	2.7 apg
Blocked Shots	t-14th	0.6 bpg

### Ron Patterson

3FG Made	t-10th	1.9/game
Steals	t-11th	1.3 spg
3FG Percentage	13th	37.7%

### Kellon Thomas

Assist-to-Turnover	4th	2.0 a/to
Assists	7th	3.1 apg

## INSIDE THE SERIES

### vs. N. Dakota St. (8-11)

Date	Loc	Score	Res.
1-10-08	H	60-46	W
2-9-08	A	69-67	W
1-8-09	A	52-55	L
2-7-09	H	69-91	L
12-5-09	H	86-74	W
2-25-10	A	66-52	W
1-13-11	H	67-64	W
2-12-11	A	76-72	W
12-3-11	H	79-84	L
2-23-12	A	74-68	W
1-17-13	H	40-78	L
2-16-13	A	39-75	L
1-11-14	H	64-87	L
2-6-14	A	60-66	L
1-22-15	H	61-69!	L
2-19-15	A	48-57	L
1-31-16	H	73-72	W
2-20-16	A	59-63	L
3-6-16	N	45-60	L

in Fargo: 4-5

in Indianapolis: 4-5

neutral: 0-1

## STATISTICAL COMPARISON

IUPUI	Category	ND SU
7-8	<b>Record</b>	10-5
1-0	<b>Conf. Record</b>	2-0
200	<b>RPI</b>	109
78.3	<b>Scoring Off.</b>	71.0
75.1	<b>Scoring Def.</b>	65.9
+3.3	<b>Scoring Margin</b>	+5.1
.454	<b>FG%</b>	.463
.435	<b>FG% Def.</b>	.407
.379	<b>3FG%</b>	.321
.338	<b>3FG% Def.</b>	.363
.681	<b>FT%</b>	.662
36.5	<b>Reb. Average</b>	35.4
36.3	<b>Opp. Reb. Average</b>	34.2
+0.1	<b>Rebound Margin</b>	+1.2
11.3	<b>Offensive Reb.</b>	9.5
25.2	<b>Defensive Reb.</b>	25.9
15.6	<b>Assists Avg.</b>	11.8
13.1	<b>TO Avg.</b>	12.9
13.7	<b>Opp. TO</b>	13.3
+0.7	<b>TO Margin</b>	+0.4
6.3	<b>Steals Avg.</b>	6.5
2.9	<b>Blocks Avg.</b>	3.7
8.6	<b>3FG Made</b>	6.5

## TALE OF THE TAPE

### PROJECTED NORTH DAKOTA STATE STARTERS

#	Pos	Name	Ht.	Cl.	PPG	RPG	APG	FG	3FG	FT
2	G	Paul Miller	6-6	Jr.	14.1	5.1	2.0	.431	.296	.700
3	G	Carlin Dupree	6-3	Sr.	9.6	3.6	1.9	.454	.250	.625
13	G	Khy Kabellis	6-5	So.	9.1	2.4	3.0	.336	.267	.660
21	F	A.J. Jacobson	6-6	Jr.	9.9	4.9	1.4	.482	.500	.789
42	F	Dylan Miller	6-8	So.	3.2	1.8	0.2	.583	.000	.750

### OFF THE BENCH

40	F	Dexter Werner	6-6	Sr.	10.7	7.7	1.1	.674	.000	.655
23	F	Deng Geu	6-8	R-Fr.	5.6	3.1	0.3	.485	.235	.560
24	G	Tyson Ward	6-6	Fr.	5.3	2.4	1.0	.408	.289	.545
30	F	Spencer Eliason	6-9	So.	2.3	1.9	0.5	.556	---	.455
11	G	Jared Samuelson	6-3	Fr.	2.1	0.5	0.6	.400	.364	1.000
32	F	Evan Wesenberg	6-6	So.	1.6	0.4	0.0	.667	---	---
12	G	Zach Rammelt	6-2	R-Fr.	0.5	0.3	0.3	.250	.333	---

**Head Coach:** David Richman (3rd season)

### JAGS RETURNERS VS. NORTH DAKOTA STATE (sorted by ppg)

Name	GP-S	MPG	PPG	RPG	APG	FG	3FG	FT	HI
Darell Combs	2-2	35.5	19.0	1.5	2.5	13-34	5-13	7-7	21
Matt O'Leary	3-3	29.3	8.7	8.0	1.7	10-25	2-8	4-5	12
Evan Hall	2-1	11.5	8.0	3.0	0.0	7-10	0-0	2-3	10
D.J. McCall	2-2	32.5	6.5	4.0	0.5	4-12	1-2	4-5	10
Aaron Brennan	4-3	20.5	5.5	4.0	1.0	8-23	1-2	5-6	10
T.J. Henderson	3-0	16.7	4.3	2.7	0.3	5-13	1-4	2-3	11
Josh James	3-1	9.0	1.3	1.3	0.3	1-5	0-0	2-2	2
Grant Sinn	1-0	1.0	0.0	0.0	0.0	0-0	0-0	0-0	0

## NEWS, NOTES & STORYLINES

### SUMMIT LEAGUE OPENERS

Following Saturday's win over Western Illinois, Head Coach **Jason Gardner** is now 3-0 in Summit League openers. He previously won at Fort Wayne (63-58) on Jan. 4, 2014 and at South Dakota (77-66) last season.

### GOING 2-0

A win today would put IUPUI at 2-0 in the Summit - a feat it hasn't achieved since the 2011-12 season when the Jags opened the year with wins over Western Illinois and UMKC.

### 32-31-28

Those aren't Sir Mix-a-Lot lyrics - those are senior **Darell Combs** point totals in his last three Summit League games. Combs closed last season with 32 and 31-point outings before opening this season with 28 (11-18 FG, 2-4 3's, 4-4 FT) against Western Illinois.

### INSIDE THE COLISEUM

IUPUI is 14-2 (.875) at home the past two seasons and 19-10 (.655) since Gardner took over the program.

### NO SLIM WINS

All seven of IUPUI's wins this season have been by double-digits with the closest margin being a 12-point win over Eastern Michigan.

On the flip side, the Jags haven't lost many close games either as only three of the eight defeats coming by fewer than 10 points.

### 10 TREYS

IUPUI has made at least 10 threes in a game six times this season. That said, four of those six have come in the Jaguars' five home games, where IUPUI is averaging hitting 11.2 triples per contest. The Jags are shooting 47.9 percent from deep in home games this season.

### COMBS NOTES (@KidDrell1)

-Senior **Darell Combs** leads the Jags in scoring (17.9 ppg - fourth in The Summit) and was voted preseason First Team All-Summit this season. Combs was a 2nd Team selection following last season.

-The Chicago-native has scored in double-digits 39 times in 46 career games and 13 of 15 this season. He's hit for 20-or-more six times this season and 15 times in his career.

-Combs scored his 1,000th collegiate point in a 23-point effort in the win over Marian on Dec. 28. Including his 271 points scored at Eastern Michigan, Combs has 1,044 career points (773 at IUPUI) entering tonight's game.

-Combs not only leads the Jags in scoring, but also leads the team in free throws made (50), threes made (32) and minutes (30.9 mpg).

-Combs handed out his 100th career assist in the loss at Illinois.

-Combs capped his junior year with back-to-back 30+ scoring games, becoming the first IUPUI player to do so since **George Hill** achieved the feat in 2008.

### MATT O'LEARY NOTES (@OLEary15)

-Senior **Matt O'Leary** is riding a career-best 14 straight games in double-digits, having hit for 10 or more in every game this season except the season-opener at EKV.

-O'Leary has one of the team's two double-doubles this season (**Evan Hall** has the other) and has two career double-doubles in an IUPUI uniform.

-O'Leary entered this week ranking among The Summit League leaders in nine different categories including field goal percentage (4th), three-point percentage (6th), rebounding (8th), scoring (9th), free throw percentage (12th) and assists (13th).

-After scoring just 20-or-more once last season, O'Leary has already done five times this year, including a career-high 25 at Illinois.

-O'Leary led the Jags in scoring just three times last season, but has already done so five times this year.

-O'Leary has started all 47 games of his IUPUI career.

-The past eight games, O'Leary is shooting 22-of-43 (51.2 percent) from three-point range. He's made a three in all but one game this season.

### PATTERSON NOTES (@Buss34)

-Not known as a three-point threat upon transferring from Syracuse, junior **Ron Patterson** has been lethal from deep to start the season. The Indianapolis-native made just 15-of-71 (21.1 percent) attempts in his two years with the Orange, but is 29-of-77 (37.7 percent) this year.

-Patterson has hit at least three threes in six of the Jaguars' 15 games, including a career-high 5-of-9 in the win over Eastern Michigan.

-Patterson leads the Jaguars with 20 steals.

-His stat line in a 15-point effort at Marquette earlier this season was three 3's and three dunks.

### LINEUP TWEAK

For the first time this season, Head Coach **Jason Gardner** altered his starting five prior to the win over Urbana, inserting sophomore **D.J. McCall** for junior **Ron Patterson**. McCall was averaging 9.3 points and 7.0 rebounds per game in the three games leading up to his move to the starting five.

Since moving to the starting five, McCall is averaging 4.6 points, 6.6 rebounds and 2.0 assists per game - the Jags are 4-1 since the lineup change.

### WESTERN ILLINOIS TAKEAWAYS

**Darell Combs** (28 points) and **Matt O'Leary** (20) gave IUPUI two 20-point scorers in the game for the second time this season - it also occurred at Ball State (Combs-21, O'Leary-20)... the win extended the Jaguars' winning streak to four against WIU... the Jags fell into a 16-5 hole in that game, but outscored the Leathernecks 42-23 the remainder of the first half... it was the second time this season the Jags recovered to win a game in which they trailed by double-digits at one point, joining the Ball State win... O'Leary matched his career-high with four threes made... Combs tied his career-high with 11 field goals made, doing so in just 18 attempts.

### SMARTY CATS

The Jaguars recently posted an all-time best semester GPA of 3.09 during the fall. All total, 13 Jaguars posted a GPA of 3.0 or above, led by **Matt O'Leary's** 4.0 mark.

### MAJOR CONFERENCE FOES

IUPUI finished this season 0-4 against major conference foes with losses coming at Michigan, Marquette, Illinois and Northwestern. The Jags dropped those four games by an average margin of 16.8 points per game - the slimmest margin being an eight-point loss at Illinois.

### CENTURY MARKS

Just before Christmas, the IUPUI offense exploded, scoring 100-or-more points in back-to-back games for the first time since January 1995. The 100 points games in the wins over Urbana and Southern Utah are the first 100-point games since Gardner took over three seasons ago and was the first 100-point game since scoring 112 against Judson on Jan. 2, 2014.

During that span, IUPUI hit 75-of-121 (62 percent) from the floor and 30-of-57 (52.6 percent) from beyond the arc. In addition, the Jags had 49 assists on 75 buckets.

### SHOOTING 50

IUPUI is now 13-1 (.929) when shooting 50 percent or better under Gardner and 28-7 (.800) when outshooting the opposition.

### DOWN 21

IUPUI was down 21 (59-38) with 14 minutes left at Miami before coming all the way

## NEWS & NOTES (CONT.)

back to tie the game in the final minute. Senior **Kellon Thomas** tied the score with a three with 29 seconds left before Miami scored the game's final three points to get the win.

### UPSET BID THWARTED

IUPUI just missed picking off Illinois on Tuesday night (Dec. 6) before falling in Champaign, 85-77. IUPUI led for nearly half the game and was tied in the final minutes before fading late.

Senior **Matt O'Leary** led three Jags in double-digits with a career-high 25 points and **Darell Combs** added 18. Illinois needed a 32-point effort from All-Big Ten performer Malcolm Hill to stave off the Jaguars.

### 2K CLASSIC

IUPUI capped the four-game 2K Classic with a 2-2 record, losing road games at Michigan and Marquette and winning the Indianapolis Subregional of the event. IUPUI captured home victories over Howard (77-55) and Eastern Michigan (83-71). Junior **Ron Patterson** was named Sub-regional MVP after averaging 16 points and hitting 9-of-17 threes.

He was joined on the All-Tournament Team by senior forward **Matt O'Leary**, who averaged 10.5 points, 9.5 rebounds, 4.0 assists and 1.5 steals over two games.

### JAGS GET DEFENSIVE

The most important stat in the Jags' wins over Howard and Eastern Michigan was how stingy the Jaguars' defense was - specifically on the perimeter. Howard and Eastern Michigan combined to hit just 36.3 percent from the field and 3-of-26 (11.5 percent) from three-point range.

Howard was 0-for-9 from three on Friday, marking the first time in IUPUI's Division I era (1998-present) that a foe hasn't hit at least one trey.

### IUPUI DEBUTS

Three players made their IUPUI debuts in the season-opening loss at Eastern Kentucky as transfers **Ron Patterson** and **Kellon Thomas** were in the starting lineup and true freshman **Giovanni Fraser** came off the bench.

Below is a quick look at each of their stat lines in their IUPUI debuts:

Patterson (11 pts, 3-6 3's, 23 min)  
K. Thomas (11 pts, 4 reb, 2 ast, 26 min)  
Fraser (2 pts, 4 min)

Since then, two others (**Chad Hudson** and **Noah Thomas**) made their IUPUI debuts this season in the closing minutes of the win over Howard.

Hudson (2 min, 1 reb, 1 stl)  
N. Thomas (3 min, 1-2 FT)

### HOME COOKING

IUPUI went 9-2 at home last season at home and hasn't lost a non-conference home game since a 73-64 loss to Eastern Kentucky on Dec. 13, 2014.

The Jags are 4-0 at home this season, having won those four by an average margin of 24.3 points per contest.

### FAMILIAR FACES

All total, IUPUI entered the season with eight guys with at least one season under their belts.

Junior **Aaron Brennan** entered the year having played in 60 career games and made 33 starts at IUPUI while **Josh James** returned to the program after a season away from basketball. The 6-foot-9 James appeared in 52 games and made 13 starts from 2013-15 before taking last year off.

Six others - Combs, O'Leary, **Evan Hall**, **T.J. Henderson**, **D.J. McCall** and **Grant Sinn** - have one year of IUPUI experience.

O'Leary started all 32 games last season while Combs started 29 times. Hall made 11 starts and McCall made 15 starts as a true freshman in 2015-16 before redshirting last season.

### HOMEcomings

IUPUI was an easy choice for a pair of transfers, expected to play major roles this season. Both **Ron "Buss" Patterson** and **Kellon Thomas** are Indianapolis-natives and wanted to return to the Circle City to complete their college careers.

In addition, the duo played AAU basketball together alongside **Matt O'Leary** for Indiana Elite.

Another reason Patterson chose IUPUI was to honor his Broad Ripple High School teammate, the late **Steven Jamison**, who died of cancer in July 2010 who was committed to play at IUPUI and wore No. 25 (hence why Patterson wears 25). Patterson has a large 'Steven' tattoo across his chest, honoring his deceased friend.

Patterson chose IUPUI over a group that included Kent State, Ball State, Georgia State, Illinois State, Houston and Eastern Michigan. Thomas picked IUPUI over a group that included Purdue, Minnesota, Northwestern, Seton Hall,

## UNIVERSITY QUICK FACTS

<b>Location</b>	Indianapolis, Ind.
<b>Founded</b>	1969
<b>Nickname</b>	Jaguars
<b>Colors</b>	Red, gold & black
<b>Enrollment</b>	30,690
<b>Affiliation</b>	NCAA Division I
<b>Conference</b>	The Summit League
<b>Home Facility (Cap.)</b>	Indiana Farmers Coliseum (6,800)
<b>Chancellor</b>	Dr. Nasser Paydar
<b>Athletics Director</b>	Dr. Roderick Perry
<b>Website</b>	www.IUPUIJags.com
<b>Twitter</b>	@IUPUIJaguars
<b>Athletics Phone</b>	(317) 278-5247
<b>Mailing Address</b>	1000 Waterway Blvd. Indianapolis, IN 46202

## BASKETBALL HISTORY

<b>First Yr. of basketball</b>	1972
<b>Seasons of basketball</b>	45th
<b>Seasons of Division I basketball</b>	19th
<b>Division I (1998-pres.) Record</b>	246-263 (.483)
<b>NCAA Appearances</b>	1
<b>Last NCAA Appearance</b>	2003
<b>Last Postseason Appearance</b>	2010 (CBI - Second Round)

Ball State, Duquesne, Georgia State, UIC and Jacksonville.

### PRESEASON PICKS

IUPUI was picked fourth or fifth by nearly every major publication this season and was voted fifth in The Summit League's preseason polls. Here's a breakdown of where IUPUI sat in the preseason publications:

Athlon Sports (5th); Blue Ribbon (5th); NBC Sports (4th); USA Today (4th); Lindy's (5th); The Sporting News (5th).

### SCOURING THE HOOSIER STATE

The bulk of IUPUI's roster is made up of Indiana-natives as 13 of the 17 listed are from the Hoosier State. The only out-of-state players on the Jaguars' roster are Combs and true freshman **Elyjah Goss** (both from Illinois), sophomore **Evan Hall** (Kentucky) and true freshman **Giovanni Fraser** (Florida).

Of the 13 from the Hoosier State, five are from Indianapolis and Brennan is from a northern suburb of the city.

Of the current 17 players, Gardner has brought 14 to IUPUI. Only **Aaron Brennan**, **D.J. McCall** and **Josh James** were recruited by the previous staff.

### HOW'D THEY GET HERE?

Everyone's path to Division I basketball is different. The Jags have a number of individuals that have taken different treks to IUPUI. Here's a quick rundown of 'how'd they get here'?

**Graduate Transfers (1):** Kellon Thomas (Kent St.)

**Transfers (5):** Combs (Eastern Mich.), O'Leary (Loyola), Patterson (Syracuse), Rogers (Toledo, will sit out 2016-17), Sinn (North Park)

**True Freshmen (7):** Borgman, Brennan, Fraser, Goss, Hall, Henderson, McCall

**Prep School (4):** Hudson, James, Jones, N. Thomas

### TRUE NEWBIES

IUPUI's collection of freshmen this season consists of signees **Anthony Jones**, **Elyjah Goss** and **Giovanni Fraser** and non-scholarship additions **Evan Borgman** and **Chad Hudson**.

Jones, a 6-foot-5 swingman, attended FCI Prep in Sebring, Fla., last season where he averaged better than 20 points, five boards and four assists per game.

Goss, a bouncy 6-foot-7 forward, earned honorable mention All-State honors in Illinois a year ago and finished as Plainfield (Ill.) East's career leader in rebounds.

Fraser, a 6-foot-8 post player, averaged 15 points, 11 rebounds and two blocked shots per game as a senior, earning Third Team All-Broward County honors for 4A-2A schools.

Borgman, a skilled 6-foot-9 forward, averaged better than 18 points, eight rebounds and three blocked shots per game at Jac-Cen-Del High School.

Hudson, a 5-foot-11 guard, posted 11 points, four assists and 1.5 steals per game at Don Bosco Prep after a four-year career at Jeffersonville High School.

### SEEING RED

True freshmen **Evan Borgman**, **Elyjah Goss** and **Anthony Jones** are expected to redshirt the season, leaving Gardner with 13 players at his disposal when the team is fully healthy.

### MEDIA DEALS

Virtually every IUPUI game will be heard on 97.5 FM Fox Sports Radio and 1260 WNDE in Central Indiana this year. Morgan Adcock (ppx) returns to the mic as the Voice of

the Jaguars again this season.

In addition, every IUPUI home game will be broadcast on ESPN3 as Greg Rakestraw (ppx) and Hall of Famer Bob Lovell (analyst) will be the primary tandem on the call.

### PLAYING PERCENTAGES

Below are the percentages returning of IUPUI's major statistical categories in 2016-17.

POINTS:	56.8% returns (1238/2181)
REBOUNDS:	51.4% returns (521/1014)
ASSISTS:	61.7% returns (219/355)
MINUTES:	51.6% returns (3,325/6,450)
3's MADE:	60.1% returns (110/183)
BLOCKS:	38.3% returns (31/81)
STEALS:	54.0% returns (115/213)

### THE DEPARTED

IUPUI's two-man senior class of **Marcellus Barksdale** and **Mason Archie** are both considered key losses, particularly at the defensive end.

The 6-foot-5 Barksdale finished his career ranked second all-time in games played (134) and made 95 starts in an IUPUI uniform. He was a two-time honorable mention All-Summit League selection, averaging 8.5 points and 5.1 rebounds per game his final season. He also finished his IUPUI career ranked among the program's top-10 all-time in rebounds, steals and blocked shots.

Archie, a two-year letterwinner, started 44 times in 62 appearances in an IUPUI uniform. He averaged 6.2 points per game and hit 51 treys and was considered the Jags' top perimeter defender last season.

Both inked professional deals this past summer with Barksdale signing to play with TG s.Oliver Wuerzburg in Germany's Pro B League and Archie signing with Barretteros de Zacatecas in the top league in Mexico (LNBP).

### 7,054 POINTS

Few coaching staffs can match the production of the IUPUI coaching quartet during their respective playing days. All total, IUPUI's four coaches combined to score 7,054 points in their four-year careers, led by Gardner's 1,984 points at Arizona. Gardner later had his No. 22 jersey retired at Arizona.

Scott Gillespie scored 1,871 points in his four years at Ripon (Wisc.) College while Associate Head Coach Matt Crenshaw tallied 938 points in four seasons with the Jaguars.

The newest addition to the IUPUI coaching staff, former Purdue standout Roy Hairston, scored 574 points in two years with the Boilermakers from 1995-97. He scored 1,687 points in two seasons at Hutchinson (Kan.) Community College, finishing as the program's all-time leading scorer and earning a spot in the NJCAA Hall of Fame.

### ANOTHER NEW FACE

IUPUI added another new face to the bench in the offseason as longtime Cathedral High School head coach Andy Fagan joined the Jaguars' staff as a Senior Advisor.

Fagan hired Gardner as an assistant at Cathedral prior to his taking a job on the Loyola staff. Fagan coached the Irish to a state runner-up finish in 2013 and city championships in 2012 and 2013.

He coached a number of Division I players, including Collin Hartman (Indiana), Matt Gregory (Notre Dame) and Mo Evans (Fort Wayne).



# 2016-17 MISCELLANEOUS STATISTICS

## IUPUI'S RECORD WHEN...

	'16-17	2017	Under
	Overall	Summit	Gardner
Home:	5-0	1-0	18-10
Away:	2-8	0-0	12-35
Neutral:	0-0	0-0	0-3
Overtime:	0-0	0-0	2-6
Lead @ Halftime:	6-2	1-0	24-7
Trail @ Halftime:	1-6	0-0	5-38
Tied @ Halftime:	0-0	0-0	1-3
Leading w/ 5:00 left:	7-0	1-0	24-3
Trailing w/ 5:00 left:	0-8	0-0	3-43
Tied w/ 5:00 left:	0-0	0-0	3-2
Shooting 50% or better:	2-0	0-0	13-1
Shooting 40-50%:	5-5	1-0	16-21
Shooting less than 40%:	0-3	0-0	1-26
Shooting better % than opp.	7-2	1-0	28-7
Shooting worse % than opp.	0-6	0-0	2-41
Scoring less than 60:	0-1	0-0	3-22
Score 60-69 pts:	0-4	0-0	4-16
Score 70-79 pts:	2-2	0-0	12-7
Score 80-89 pts:	3-1	1-0	9-3
Score 90+ pts:	2-0	0-0	2-0
Opp. scores less than 60:	1-0	0-0	6-5
Opp. scores 60-69 pts:	3-1	0-0	14-12
Opp. scores 70-79 pts:	2-3	1-0	6-17
Opp. scores 80-89 pts:	1-2	0-0	4-10
Opp. scores 90+ pts:	0-2	0-0	0-4
Commit less TO than opp.	5-4	1-0	14-17
Commit more TO than opp.	2-3	0-0	16-28
Commit same TO as opp.	0-1	0-0	0-3
Outrebound opponent:	5-1	1-0	19-14
Outrebounded:	1-6	0-0	10-32
Rebound is equal:	1-1	0-0	1-2
Bench outscores opp.:	7-3	1-0	27-28
Bench is outscored:	0-5	0-0	3-19
Bench scoring is equal:	0-0	0-0	0-1
Hit more FT than opp.:	5-1	1-0	21-7
Hit less FT than opp.:	2-7	0-0	8-39
Hit same FT as opp.:	0-0	0-0	1-2
Hit more 3's than opp.:	5-3	0-0	12-15
Hit less 3's than opp.:	2-4	1-0	15-27
Hit same 3's as opp.:	0-1	0-0	3-6
Decided by 5 pts or less:	0-2	0-0	14-12
Decided by 6-10 points:	0-2	0-0	3-14
Decided by 10+ points:	7-4	1-0	13-22
In home whites:	5-0	1-0	19-10
In road blacks:	1-2	0-0	1-12
In road reds:	1-6	0-0	10-26
7 in double-digits:	1-0	0-0	1-0
6 in double-digits:	0-0	0-0	1-0
5 in double-digits:	2-0	0-0	3-1
4 in double-digits:	1-1	0-0	6-5
3 in double-digits:	3-5	1-0	10-12
2 in double-digits:	0-2	0-0	7-25
1 in double-digits:	0-0	0-0	2-3
0 in double-digits:	0-0	0-0	0-2
On Mondays:	1-0	0-0	1-6
On Tuesdays:	0-3	0-0	0-9
On Wednesdays:	1-1	0-0	3-5
On Thursdays:	0-0	0-0	2-8
On Fridays:	1-1	0-0	4-4
On Saturdays:	4-2	1-0	17-12
On Sundays:	0-1	0-0	3-4
In November:	2-5	0-0	6-14
In December:	5-3	1-0	9-15
In January:	0-0	0-0	11-6
In February:	0-0	0-0	4-11
In March:	0-0	0-0	0-2

## TIMES LED

## GAMES WITH

## TOTAL

Player	Pts.	Reb.	Ast.	Stl.	Blk.	10+ Pts.	20+ Pts.	10+ Reb.	3+ Ast.	3+ Blk.	3+ Stl.	3+ 3's	Dunks	Blk-Dbls
0-Combs	7/25	0/1	5/19	3/13	1/1	13/39	6/15	0/0	9/21	0/0	0/5	4/14	0/1	0/0
1-Henderson	0/2	1/1	1/7	4/14	1/2	5/10	0/0	0/0	3/7	0/0	1/3	2/3	1/1	0/0
2-Jones	0/0	0/0	0/0	0/0	0/0	0/0	0/0	0/0	0/0	0/0	0/0	0/0	0/0	0/0
5-K.Thomas	0/0	0/0	5/5	4/4	0/0	5/5	0/0	0/0	9/9	0/0	0/0	0/0	0/0	0/0
11-James	0/0	0/1	0/0	0/3	0/8	0/1	0/0	0/1	0/0	0/0	0/1	0/0	2/2	0/0
12-Hudson	0/0	0/0	0/0	0/0	0/0	0/0	0/0	0/0	0/0	0/0	0/0	0/0	0/0	0/0
15-O'Leary	5/8	7/20	5/13	5/14	4/11	14/32	5/6	1/3	8/20	1/1	1/4	4/5	0/2	1/2
20-Sinn	0/0	0/0	0/0	0/0	0/0	0/0	0/0	0/0	0/0	0/0	0/0	0/0	0/0	0/0
22-McCall	1/3	5/8	1/4	3/9	2/3	2/6	0/0	2/2	2/6	0/0	0/1	0/0	6/11	0/0
24-Hall	0/0	6/8	0/1	1/4	8/12	5/9	0/0	2/2	1/3	2/2	0/0	0/0	4/5	1/1
25-Patterson	3/3	0/0	2/2	6/6	1/1	7/7	0/0	0/0	3/3	0/0	3/3	6/6	6/6	0/0
32-Goss	0/0	0/0	0/0	0/0	0/0	0/0	0/0	0/0	0/0	0/0	0/0	0/0	0/0	0/0
33-Fraser	0/0	1/1	0/0	0/0	1/1	0/0	0/0	0/0	0/0	0/0	0/0	0/0	0/0	0/0
35-N.Thomas	0/0	0/0	0/0	0/0	0/0	0/0	0/0	0/0	0/0	0/0	0/0	0/0	0/0	0/0
40-Borgman	0/0	0/0	0/0	0/0	0/0	0/0	0/0	0/0	0/0	0/0	0/0	0/0	0/0	0/0
45-Brennan	0/2	0/1	0/5	2/7	3/4	3/12	0/0	0/0	2/4	1/1	0/3	1/1	1/4	0/0

totals listed by season/career

## SPECIALTY STATS (IUPUI/OPP)

PP = Points in the Paint; POT = Points off Turnover; 2nd = 2nd Chance Points; BP = Bench Points

Opponent	Result	PP	POT	2nd	BP	Largest Lead	Largest Deficit	Lead Changes	Ties
# St. Joseph's College	W, 87-74	40/14	18/26	12/6	35/20	25	1	1	1
at Eastern Kentucky	L, 87-97	30/20	10/17	8/19	29/19	1	24	2	0
at Michigan	L, 65-77	28/30	8/8	2/19	15/17	7	19	6	3
Howard	W, 77-55	20/22	19/1	12/11	28/20	30	-	0	0
E. Michigan	W, 83-71	32/38	13/14	16/10	20/15	22	5	5	4
at Marquette	L, 79-104	38/52	13/18	13/19	31/61	5	32	3	4
at SIUE	L, 58-61	32/26	12/12	8/6	13/18	3	6	13	5
at Illinois State	L, 63-77	22/40	14/15	5/18	5/9	3	18	6	3
at Ball State	W, 73-62	30/26	17/12	13/15	12/7	11	11	2	2
at Illinois	L, 77-85	28/24	18/16	8/8	15/14	5	10	10	7
at Miami (Ohio)	L, 68-71	28/36	21/20	18/10	25/18	-	21	0	1
Urbana	W, 109-67	34/14	14/14	14/6	44/29	46	-	0	1
at Southern Utah	W, 101-81	44/20	25/17	6/9	41/30	35	5	1	0
at Northwestern	L, 65-87	24/36	8/9	17/17	27/46	-	25	0	1
Marian	W, 81-60	30/30	19/10	4/4	32/18	31	3	6	3
*Western Illinois	W, 89-71	34/24	21/13	11/5	16/12	18	11	3	3
*at North Dakota State									
*at South Dakota									
*Omaha									
*at Oral Roberts									
*South Dakota State									
*Denver									
*at Fort Wayne									
*at Western Illinois									
*North Dakota State									
*at Omaha									
*Oral Roberts									
*at South Dakota State									
*at Denver									
*Fort Wayne									
*South Dakota									
Summit Quarters									
Summit Semis									
Summit Finals									
Season Highs		44/52	25/20	18/19	44/61	46	32	13	7
Season Lows		20/14	8/1	2/4	5/7	-	-	-	-
Totals		454/438	222/196	155/176	353/333	-	-	57	37
Averages		30.3/29.2	14.8/13.1	10.3/11.7	23.5/22.2			3.8	2.5

## WIN/LOSS MARGINS

Margin	W	L
1		
2		
3		2
4		
5		
6		
7		
8		1
9		
10		1
11-15	2	2
16-20	1	
21-30	3	2
30+	1	

# 2016-2017 IUPUI STATISTICS

## IUPUI Basketball IUPUI Combined Team Statistics (as of Dec 31, 2016) All games



RECORD:	OVERALL	HOME	AWAY	NEUTRAL
ALL GAMES	7-8	5-0	2-8	0-0
CONFERENCE	1-0	1-0	0-0	0-0
NON-CONFERENCE	6-8	4-0	2-8	0-0

#	Player	gp-gs	min	avg	Total		3-Point		F-Throw		Rebounds				pf	dq	a	to	blk	stl	pts	avg
					fg-fga	fg%	3fg-fga	3fg%	ft-fa	ft%	off	def	tot	avg								
00	COMBS, Darell	15-15	464	30.9	93-212	.439	32-87	.368	50-64	.781	8	19	27	1.8	41	1	46	34	3	11	268	17.9
15	O'LEARY, Matt	15-15	438	29.2	81-147	.551	29-63	.460	30-39	.769	13	87	100	6.7	32	0	41	24	9	12	221	14.7
25	PATTERSON, Ron	15-10	361	24.1	47-112	.420	29-77	.377	6-10	.600	5	30	35	2.3	33	1	27	21	4	20	129	8.6
05	THOMAS, Kellon	15-15	424	28.3	38-124	.306	13-43	.302	28-30	.933	6	29	35	2.3	30	0	47	23	0	13	117	7.8
45	BRENNAN, Aaron	15-0	251	16.7	43-79	.544	9-19	.474	17-21	.810	11	35	46	3.1	35	1	13	13	5	6	112	7.5
24	HALL, Evan	15-15	286	19.1	39-71	.549	0-0	.000	26-59	.441	39	45	84	5.6	36	0	11	20	15	5	104	6.9
01	HENDERSON, T.J.	15-0	259	17.3	26-57	.456	14-35	.400	18-22	.818	5	21	26	1.7	25	1	27	15	1	16	84	5.6
22	McCALL, D.J.	15-5	284	18.9	26-58	.448	1-6	.167	27-46	.587	31	51	82	5.5	27	0	19	22	3	9	80	5.3
11	JAMES, Josh	15-0	115	7.7	11-23	.478	0-0	.000	11-14	.786	11	21	32	2.1	26	0	1	7	0	2	33	2.2
33	FRASER, Giovanni	11-0	73	6.6	6-12	.500	0-0	.000	4-12	.333	4	10	14	1.3	18	0	0	5	3	0	16	1.5
35	THOMAS, Noah	5-0	17	3.4	1-5	.200	0-1	.000	3-4	.750	1	3	4	0.8	6	0	0	6	0	0	5	1.0
20	SINN, Grant	4-0	10	2.5	1-6	.167	1-6	.167	0-0	.000	1	0	1	0.3	2	0	0	0	0	0	3	0.8
12	HUDSON, Chad	6-0	18	3.0	1-4	.250	1-3	.333	0-2	.000	0	3	3	0.5	3	0	2	3	0	1	3	0.5
Team											34	24	58				3					
Total.....		15	3000		413-910	.454	129-340	.379	220-323	.681	169	378	547	36.5	314	4	234	196	43	95	1175	78.3
Opponents.....		15	2990		382-879	.435	103-305	.338	259-345	.751	162	383	545	36.3	311	-	194	206	62	80	1126	75.1

TEAM STATISTICS	IUPUI	OPP
SCORING	1175	1126
Points per game	78.3	75.1
Scoring margin	+3.3	-
FIELD GOALS-ATT	413-910	382-879
Field goal pct	.454	.435
3 POINT FG-ATT	129-340	103-305
3-point FG pct	.379	.338
3-pt FG made per game	8.6	6.9
FREE THROWS-ATT	220-323	259-345
Free throw pct	.681	.751
F-Throws made per game	14.7	17.3
REBOUNDS	547	545
Rebounds per game	36.5	36.3
Rebounding margin	+0.1	-
ASSISTS	234	194
Assists per game	15.6	12.9
TURNOVERS	196	206
Turnovers per game	13.1	13.7
Turnover margin	+0.7	-
Assist/turnover ratio	1.2	0.9
STEALS	95	80
Steals per game	6.3	5.3
BLOCKS	43	62
Blocks per game	2.9	4.1
ATTENDANCE	3719	51671
Home games-Avg/Game	5-744	10-5167
Neutral site-Avg/Game	-	0-0

Date	Opponent		Score	Att.
11/11/16	at Eastern Kentucky	L	87-97	2300
11/13/16	at Michigan	L	65-77	10812
11/18/16	HOWARD	W	77-55	843
11/19/16	EASTERN MICHIGAN	W	83-71	863
11/22/16	at Marquette	L	79-104	11552
11/26/16	at SIUE	L	58-61	1028
11/30/16	at Illinois State	L	63-77	3717
12/03/16	at Ball State	W	73-62	2994
12/06/16	at Illinois	L	77-85	10536
12/10/16	at Miami	L	68-71	1268
12/12/16	URBANA	W	109-67	909
12/17/16	at Southern Utah	W	101-81	1012
12/20/16	at Northwestern	L	65-87	6452
12/28/16	MARIAN	W	81-60	1104
* 12/31/16	WESTERN ILLINOIS	W	89-71	0

\* = Summit League game

Score by Periods	1st	2nd	Totals
IUPUI	560	615	1175
Opponents	557	569	1126

# 2016-2017 IUPUI STATISTICS - SUMMIT LEAGUE ONLY

## IUPUI Basketball IUPUI Combined Team Statistics (as of Dec 31, 2016) Conference games



RECORD:	OVERALL	HOME	AWAY	NEUTRAL
ALL GAMES	1-0	1-0	0-0	0-0
CONFERENCE	1-0	1-0	0-0	0-0
NON-CONFERENCE	0-0	0-0	0-0	0-0

#	Player	gp-gs	min	avg	Total		3-Point		F-Throw		Rebounds				pf	dq	a	to	blk	stl	pts	avg
					fg-fga	fg%	3fg-fga	3fg%	ft-fa	ft%	off	def	tot	avg								
00	COMBS, Darell	1-1	34	34.0	11-18	.611	2-4	.500	4-4	1.000	1	2	3	3.0	2	0	3	2	0	0	28	28.0
15	O'LEARY, Matt	1-1	34	34.0	7-12	.583	4-7	.571	2-3	.667	0	9	9	9.0	3	0	3	3	0	0	20	20.0
05	THOMAS, Kellon	1-1	29	29.0	5-14	.357	1-3	.333	4-4	1.000	0	1	1	1.0	0	0	3	0	0	2	15	15.0
24	HALL, Evan	1-1	21	21.0	3-6	.500	0-0	.000	2-3	.667	5	2	7	7.0	3	0	0	2	3	0	8	8.0
01	HENDERSON, T.J.	1-0	13	13.0	1-2	.500	0-0	.000	5-5	1.000	0	2	2	2.0	2	0	1	2	0	0	7	7.0
11	JAMES, Josh	1-0	9	9.0	2-2	1.000	0-0	.000	0-0	.000	1	1	2	2.0	1	0	0	0	0	0	4	4.0
45	BRENNAN, Aaron	1-0	16	16.0	1-2	.500	0-0	.000	1-2	.500	0	3	3	3.0	0	0	0	0	0	0	3	3.0
25	PATTERSON, Ron	1-0	24	24.0	0-1	.000	0-0	.000	2-2	1.000	1	1	2	2.0	4	0	0	1	0	3	2	2.0
22	McCALL, D.J.	1-1	19	19.0	1-8	.125	0-0	.000	0-0	.000	4	5	9	9.0	2	0	0	0	0	1	2	2.0
12	HUDSON, Chad	1-0	1	1.0	0-0	.000	0-0	.000	0-0	.000	0	0	0	0.0	0	0	0	0	0	0	0	0.0
Team											2	1	3									
Total.....		1	200		31-65	.477	7-14	.500	20-23	.870	14	27	41	41.0	17	0	10	10	3	6	89	89.0
Opponents.....		1	189		27-61	.443	10-24	.417	7-11	.636	10	21	31	31.0	21	-	12	15	4	4	71	71.0

TEAM STATISTICS	IUPUI	OPP
SCORING	89	71
Points per game	89.0	71.0
Scoring margin	+18.0	-
FIELD GOALS-ATT	31-65	27-61
Field goal pct	.477	.443
3 POINT FG-ATT	7-14	10-24
3-point FG pct	.500	.417
3-pt FG made per game	7.0	10.0
FREE THROWS-ATT	20-23	7-11
Free throw pct	.870	.636
F-Throws made per game	20.0	7.0
REBOUNDS	41	31
Rebounds per game	41.0	31.0
Rebounding margin	+10.0	-
ASSISTS	10	12
Assists per game	10.0	12.0
TURNOVERS	10	15
Turnovers per game	10.0	15.0
Turnover margin	+5.0	-
Assist/turnover ratio	1.0	0.8
STEALS	6	4
Steals per game	6.0	4.0
BLOCKS	3	4
Blocks per game	3.0	4.0
ATTENDANCE	0	0
Home games-Avg/Game	1-0	0-0
Neutral site-Avg/Game	-	0-0

Date	Opponent	Score	Att.
* 12/31/16	WESTERN ILLINOIS	w 89-71	0

\* = Summit League game

Score by Periods	1st	2nd	Totals
IUPUI	47	42	89
Opponents	39	32	71

### FUTURE JAGS - IUPUI INKS TWO EARLY

IUPUI inked two during the early signing period, signing 6-foot-8 forward **Brandon Hau (Mukwanago, Wisc./Mukwanago)** and 6-foot guard **Jaylen Minnett (Terre Haute, Ind./Terre Haute South)** to National Letters of Intent.

Hau averaged 16.3 points and 7.5 boards per game as a junior and chose IUPUI over Air Force, Drake, Elon, Iowa, Navy, North Dakota State and South Dakota.

Minnett averaged 21.6 points, 5.0 assists and 4.8 boards per game last season. Minnett chose IUPUI over interest from Ball State, Kent State and Xavier.



# STATISTICAL SPLITS

## Wins (7-0)

#	Player	gp-gs	min	avg	Total		3-Point		F-Throw		Rebounds				pf	dq	a	to	blk	stl	pts	avg
					fg-fga	fg%	3fg-fga	3fg%	ft-fa	ft%	off	def	tot	avg								
00	COMBS, Darell	7-7	200	28.6	44-88	.500	21-40	.525	27-34	.794	2	8	10	1.4	18	1	23	13	3	5	136	19.4
15	O'LEARY, Matt	7-7	203	29.0	38-58	.655	17-28	.607	8-11	.727	1	45	46	6.6	12	0	21	13	5	9	101	14.4
05	THOMAS, Kellon	7-7	200	28.6	24-59	.407	7-19	.368	15-17	.882	1	12	13	1.9	12	0	28	11	0	8	70	10.0
24	HALL, Evan	7-7	127	18.1	23-33	.697	0-0	.000	21-39	.538	19	18	37	5.3	17	0	10	10	7	2	67	9.6
25	PATTERSON, Ron	7-3	160	22.9	23-49	.469	15-36	.417	3-5	.600	1	21	22	3.1	14	0	15	9	0	8	64	9.1
45	BRENNAN, Aaron	7-0	116	16.6	23-42	.548	5-11	.455	8-10	.800	8	15	23	3.3	12	0	9	5	1	4	59	8.4
01	HENDERSON, T.J.	7-0	128	18.3	14-27	.519	8-18	.444	13-14	.929	2	14	16	2.3	11	0	12	10	0	9	49	7.0
22	McCALL, D.J.	7-4	124	17.7	9-26	.346	0-3	.000	9-17	.529	17	31	48	6.9	10	0	15	10	1	2	27	3.9
11	JAMES, Josh	7-0	63	9.0	8-14	.571	0-0	.000	3-4	.750	6	11	17	2.4	11	0	0	4	0	2	19	2.7
33	FRASER, Giovanni	4-0	38	9.5	3-4	.750	0-0	.000	4-10	.400	2	9	11	2.8	10	0	0	2	2	0	10	2.5
35	THOMAS, Noah	4-0	15	3.8	1-5	.200	0-1	.000	3-4	.750	1	3	4	1.0	6	0	0	6	0	0	5	1.3
20	SINN, Grant	4-0	10	2.5	1-6	.167	1-6	.167	0-0	.000	1	0	1	0.3	2	0	0	0	0	0	3	0.8
12	HUDSON, Chad	5-0	16	3.2	1-3	.333	1-3	.333	0-2	.000	0	2	2	0.4	3	0	2	3	0	1	3	0.6
Team											18	12	30					2				
Total.....		7	1400		212-414	.512	75-165	.455	114-167	.683	79	201	280	40.0	138	1	135	98	19	50	613	87.6
Opponents.....		7	1389		165-421	.392	44-144	.306	93-130	.715	75	156	231	33.0	150	-	72	102	21	41	467	66.7

## Losses (0-8)

#	Player	gp-gs	min	avg	Total		3-Point		F-Throw		Rebounds				pf	dq	a	to	blk	stl	pts	avg
					fg-fga	fg%	3fg-fga	3fg%	ft-fa	ft%	off	def	tot	avg								
00	COMBS, Darell	8-8	264	33.0	49-124	.395	11-47	.234	23-30	.767	6	11	17	2.1	23	0	23	21	0	6	132	16.5
15	O'LEARY, Matt	8-8	235	29.4	43-89	.483	12-35	.343	22-28	.786	12	42	54	6.8	20	0	20	11	4	3	120	15.0
25	PATTERSON, Ron	8-7	201	25.1	24-63	.381	14-41	.341	3-5	.600	4	9	13	1.6	19	1	12	12	4	12	65	8.1
45	BRENNAN, Aaron	8-0	135	16.9	20-37	.541	4-8	.500	9-11	.818	3	20	23	2.9	23	1	4	8	4	2	53	6.6
22	McCALL, D.J.	8-1	160	20.0	17-32	.531	1-3	.333	18-29	.621	14	20	34	4.3	17	0	4	12	2	7	53	6.6
05	THOMAS, Kellon	8-8	224	28.0	14-65	.215	6-24	.250	13-13	1.000	5	17	22	2.8	18	0	19	12	0	5	47	5.9
24	HALL, Evan	8-8	159	19.9	16-38	.421	0-0	.000	5-20	.250	20	27	47	5.9	19	0	1	10	8	3	37	4.6
01	HENDERSON, T.J.	8-0	131	16.4	12-30	.400	6-17	.353	5-8	.625	3	7	10	1.3	14	1	15	5	1	7	35	4.4
11	JAMES, Josh	8-0	52	6.5	3-9	.333	0-0	.000	8-10	.800	5	10	15	1.9	15	0	1	3	0	0	14	1.8
33	FRASER, Giovanni	7-0	35	5.0	3-8	.375	0-0	.000	0-2	.000	2	1	3	0.4	8	0	0	3	1	0	6	0.9
12	HUDSON, Chad	1-0	2	2.0	0-1	.000	0-0	.000	0-0	.000	0	1	1	1.0	0	0	0	0	0	0	0	0.0
35	THOMAS, Noah	1-0	2	2.0	0-0	.000	0-0	.000	0-0	.000	0	0	0	0.0	0	0	0	0	0	0	0	0.0
Team											16	12	28					1				
Total.....		8	1600		201-496	.405	54-175	.309	106-156	.679	90	177	267	33.4	176	3	99	98	24	45	562	70.2
Opponents.....		8	1601		217-458	.474	59-161	.366	166-215	.772	87	227	314	39.2	161	-	122	104	41	39	659	82.4

## Home (5-0)

#	Player	gp-gs	min	avg	Total		3-Point		F-Throw		Rebounds				pf	dq	a	to	blk	stl	pts	avg
					fg-fga	fg%	3fg-fga	3fg%	ft-fa	ft%	off	def	tot	avg								
00	COMBS, Darell	5-5	141	28.2	33-62	.532	15-26	.577	18-25	.720	2	5	7	1.4	15	1	16	9	2	2	99	19.8
15	O'LEARY, Matt	5-5	140	28.0	21-37	.568	11-20	.550	8-11	.727	1	42	43	8.6	10	0	16	9	3	4	61	12.2
05	THOMAS, Kellon	5-5	138	27.6	19-47	.404	6-16	.375	11-13	.846	0	6	6	1.2	5	0	20	8	0	6	55	11.0
25	PATTERSON, Ron	5-2	118	23.6	17-35	.486	12-27	.444	3-5	.600	1	17	18	3.6	10	0	8	7	0	6	49	9.8
45	BRENNAN, Aaron	5-0	87	17.4	18-30	.600	4-7	.571	6-8	.750	8	10	18	3.6	7	0	7	4	1	4	46	9.2
24	HALL, Evan	5-5	87	17.4	13-20	.650	0-0	.000	16-26	.615	14	14	28	5.6	12	0	9	8	6	1	42	8.4
01	HENDERSON, T.J.	5-0	92	18.4	11-20	.550	6-13	.462	10-10	1.000	1	11	12	2.4	7	0	8	8	0	5	38	7.6
22	McCALL, D.J.	5-3	91	18.2	6-19	.316	0-1	.000	5-10	.500	9	22	31	6.2	6	0	12	7	1	1	17	3.4
11	JAMES, Josh	5-0	44	8.8	6-11	.545	0-0	.000	3-4	.750	4	9	13	2.6	9	0	0	3	0	2	15	3.0
33	FRASER, Giovanni	3-0	31	10.3	3-4	.750	0-0	.000	2-4	.500	2	5	7	2.3	9	0	0	2	1	0	8	2.7
35	THOMAS, Noah	3-0	12	4.0	0-3	.000	0-0	.000	3-4	.750	1	2	3	1.0	4	0	0	4	0	0	3	1.0
20	SINN, Grant	3-0	7	2.3	1-4	.250	1-4	.250	0-0	.000	1	0	1	0.3	1	0	0	0	0	0	3	1.0
12	HUDSON, Chad	4-0	12	3.0	1-3	.333	1-3	.333	0-2	.000	0	2	2	0.5	2	0	1	3	0	1	3	0.8
Team											9	10	19					1				
Total.....		5	1000		149-295	.505	56-117	.479	85-122	.697	53	155	208	41.6	97	1	97	73	14	32	439	87.8
Opponents.....		5	989		115-307	.375	28-98	.286	66-89	.742	52	115	167	33.4	109	-	43	70	17	37	324	64.8

## Road (2-8)

Road (2-8)		Total					3-Point		F-Throw		Rebounds											
#	Player	gp-gs	min	avg	fg-fga	fg%	3fg-fga	3fg%	ft-fa	ft%	off	def	tot	avg	pf	dq	a	to	blk	stl	pts	avg
00	COMBS, Darell	10-10	323	32.3	60-150	.400	17-61	.279	32-39	.821	6	14	20	2.0	26	0	30	25	1	9	169	16.9
15	O'LEARY, Matt	10-10	298	29.8	60-110	.545	18-43	.419	22-28	.786	12	45	57	5.7	22	0	25	15	6	8	160	16.0
25	PATTERSON, Ron	10-8	243	24.3	30-77	.390	17-50	.340	3-5	.600	4	13	17	1.7	23	1	19	14	4	14	80	8.0
45	BRENNAN, Aaron	10-0	164	16.4	25-49	.510	5-12	.417	11-13	.846	3	25	28	2.8	28	1	6	9	4	2	66	6.6
22	McCALL, D.J.	10-2	193	19.3	20-39	.513	1-5	.200	22-36	.611	22	29	51	5.1	21	0	7	15	2	8	63	6.3
24	HALL, Evan	10-10	199	19.9	26-51	.510	0-0	.000	10-33	.303	25	31	56	5.6	24	0	2	12	9	4	62	6.2
05	THOMAS, Kellon	10-10	286	28.6	19-77	.247	7-27	.259	17-17	1.000	6	23	29	2.9	25	0	27	15	0	7	62	6.2
01	HENDERSON, T.J.	10-0	167	16.7	15-37	.405	8-22	.364	8-12	.667	4	10	14	1.4	18	1	19	7	1	11	46	4.6
11	JAMES, Josh	10-0	71	7.1	5-12	.417	0-0	.000	8-10	.800	7	12	19	1.9	17	0	1	4	0	0	18	1.8
35	THOMAS, Noah	2-0	5	2.5	1-2	.500	0-1	.000	0-0	.000	0	1	1	0.5	2	0	0	2	0	0	2	1.0
33	FRASER, Giovanni	8-0	42	5.3	3-8	.375	0-0	.000	2-8	.250	2	5	7	0.9	9	0	0	3	2	0	8	1.0
20	SINN, Grant	1-0	3	3.0	0-2	.000	0-2	.000	0-0	.000	0	0	0	0.0	1	0	0	0	0	0	0	0.0
12	HUDSON, Chad	2-0	6	3.0	0-1	.000	0-0	.000	0-0	.000	0	1	1	0.5	1	0	1	0	0	0	0	0.0
Team											25	14	39				2					
Total.....		10	2000		264-615	.429	73-223	.327	135-201	.672	116	223	339	33.9	217	3	137	123	29	63	736	73.6
Opponents.....		10	2001		267-572	.467	75-207	.362	193-256	.754	110	268	378	37.8	202	-	151	136	45	43	802	80.2

## 2016-2017 POINTS-REBOUNDS-ASSISTS

Opponent	Date	Score	00 COMBS,DARE	01 HENDERSON,	05 THOMAS,KEL	11 JAMES,JOSH	12 HUDSON,CHA	15 O'LEARY,MA	20 SINN,GRANT
at Eastern Kentucky	11/11/16	87-97	L 28-0-4	10-3-1	11-4-2	3-4-0	DNP	7-6-2	DNP
at Michigan	11/13/16	65-77	L 22-2-2	2-1-2	10-4-3	0-3-0	DNP	13-3-1	DNP
HOWARD	11/18/16	77-55	w 11-0-2	14-2-1	7-0-3	4-1-0	0-1-0	10-10-4	0-0-0
EASTERN MICHIGAN	11/19/16	83-71	w 9-0-7	0-1-1	14-1-6	2-3-0	DNP	11-9-4	DNP
at Marquette	11/22/16	79-104	L 15-0-4	6-2-2	2-3-2	2-1-0	0-1-0	12-9-5	DNP
at SIUE	11/26/16	58-61	L 16-4-2	2-2-6	0-2-2	2-2-0	DNP	22-8-2	DNP
at Illinois State	11/30/16	63-77	L 13-3-3	0-0-0	9-2-2	0-0-0	DNP	17-7-3	DNP
at Ball State	12/03/16	73-62	w 21-1-4	0-0-1	6-4-5	0-2-0	DNP	20-3-3	DNP
at Illinois	12/06/16	77-85	L 18-3-4	0-0-1	6-3-1	2-2-0	DNP	25-6-1	DNP
at Miami	12/10/16	68-71	L 13-2-3	5-1-1	6-2-4	0-2-1	DNP	11-8-2	DNP
URBANA	12/12/16	109-67	w 28-2-2	11-6-3	11-3-5	2-2-0	3-1-1	10-9-3	3-1-0
at Southern Utah	12/17/16	101-81	w 16-2-3	11-4-3	9-3-3	4-2-0	0-0-1	20-0-2	0-0-0
at Northwestern	12/20/16	65-87	L 7-3-1	10-1-2	3-2-3	5-1-0	DNP	13-7-4	DNP
MARIAN	12/28/16	81-60	w 23-2-2	6-1-2	8-1-3	3-5-0	0-0-0	10-6-2	0-0-0
WESTERN ILLINOIS	12/31/16	89-71	w 28-3-3	7-2-1	15-1-3	4-2-0	0-0-0	20-9-3	DNP

Opponent	Date	Score	22 MCCALL,DJ	24 HALL,EVAN	25 PATTERSON,	33 FRASER,GIO	35 THOMAS,NOA	45 BRENNAN,AA
at Eastern Kentucky	11/11/16	87-97	L 5-3-1	1-10-0	11-0-1	2-0-0	DNP	9-4-3
at Michigan	11/13/16	65-77	L 6-7-1	3-5-0	2-1-1	0-0-0	DNP	7-2-0
HOWARD	11/18/16	77-55	w 2-4-3	6-2-2	15-2-2	3-2-0	1-0-0	4-1-2
EASTERN MICHIGAN	11/19/16	83-71	w 5-3-0	12-11-2	17-5-1	DNP	DNP	13-5-0
at Marquette	11/22/16	79-104	L 10-6-1	4-1-0	15-1-2	4-2-0	0-0-0	9-3-0
at SIUE	11/26/16	58-61	L 1-2-0	4-1-0	3-3-2	DNP	DNP	8-5-0
at Illinois State	11/30/16	63-77	L 0-3-0	4-7-0	15-2-3	0-1-0	DNP	5-4-0
at Ball State	12/03/16	73-62	w 6-13-2	14-6-0	0-1-1	DNP	DNP	6-2-0
at Illinois	12/06/16	77-85	L 8-1-1	10-6-0	3-2-2	0-0-0	DNP	5-2-0
at Miami	12/10/16	68-71	L 14-7-0	5-9-1	8-2-0	0-0-0	DNP	6-2-1
URBANA	12/12/16	109-67	w 4-4-2	12-3-4	10-6-3	0-3-0	2-3-0	13-5-4
at Southern Utah	12/17/16	101-81	w 4-4-1	11-3-1	15-3-6	2-4-0	2-1-0	7-3-2
at Northwestern	12/20/16	65-87	L 9-5-0	6-8-0	8-2-1	0-0-0	DNP	4-1-0
MARIAN	12/28/16	81-60	w 4-11-7	4-5-1	5-3-2	5-2-0	0-0-0	13-4-1
WESTERN ILLINOIS	12/31/16	89-71	w 2-9-0	8-7-0	2-2-0	DNP	DNP	3-3-0

## 2016-2017 INDIVIDUAL SUPERLATIVES

	<i>IUPUI</i>	<i>Opponent</i>
Points	28 - three times	32 - Malcolm Hill at Illinois (12/6/16)
Field Goals Made	11 - Darell Combs vs. W. Illinois (12/31/16)	11 - Malcolm Hill at Illinois (12/6/16)
Field Goals Attempted	19 - Darell Combs at EKU (11/11/16)	18 - twice
Highest FG Pct. (min. 5 made)	.889 (8-9) - Matt O'Leary at S. Utah (12/17/16)	1.000 (6-6) - Luke Fischer at Marquette (11/22/16)
3-Pt Field Goals Made	6 - Darell Combs vs. Urbana (12/12/16)	5 - Mike Miklusak vs. W. Illinois (12/31/16)
3-Pt Field Goals Attempted	10 - Darell Combs at Ball State (12/3/16)	12 - Sean Sellers at Ball State (12/3/16)
3-Pt FG Pct. (min. 3 made)	.857 (6-7) - Darell Combs vs. Urbana (12/12/16)	.750 (3-4) - twice
Free Throws Made	8 - twice	16 - Asante Gist at EKU (11/11/16)
Free Throws Attempted	9 - twice	22 - Asante Gist at EKU (11/11/16)
Free Throw Pct. (min. 5 made)	1.000 (8-8) - Darell Combs at Marquette (11/22/16)	1.000 (12-12) - Nick Mayo at EKU (11/11/16)
Offensive Rebounds	6 - D.J. McCall at Ball State (12/3/16)	6 - James Thompson IV vs. E. Michigan (11/19/16)
Defensive Rebounds	10 - Matt O'Leary vs. Howard (11/18/16)	12 - Sanjay Lumpkin at Northwestern (12/20/16)
Total Rebounds	13 - D.J. McCall at Ball State (12/3/16)	14 - D.J. Wilson at Michigan (11/13/16)
Assists	7 - twice	9 - Bryant McIntosh at Northwestern (12/20/16)
Turnovers	5 - twice	7 - Michael Weathers at Miami (OH) (12/10/16)
Blocked Shots	3 - three times	6 - Gavin Skelly at Northwestern (12/20/16)
Steals	4 - three times	4 - three times
Minutes Played (regulation game)	39 - Darell Combs at SIUE (11/26/16)	37 - twice
Minutes Played (OT game)	---	---

## 2016-2017 COMPARISON STATISTICS

Opponent	1st	2nd	Score	Mar	Total FG	FG Pct	3-Pointers	3FG Pct	Free Throws	FT Pct	Rebounds	Assist	T/Over	Block	Steal	Fouls
Eastern Kentucky	28/42	59/55	87-97	(10)	29-66/21-52	.439/.404	9-25/10-25	.360/.400	20-27/45-56	.741/.804	37/37 -	14/11	14/13	5/3	3/3	37/28
Michigan	32/43	33/34	65-77	(12)	23-57/27-60	.404/.450	5-14/7-21	.357/.333	14-19/16-18	.737/.889	31/40 (9)	10/10	8/9	2/7	3/4	17/15
HOWARD	39/23	38/32	77-55	+22	25-53/16-45	.472/.356	12-30/0-9	.400/.000	15-30/23-34	.500/.676	33/40 (7)	19/4	7/14	0/4	7/1	29/25
EASTERN MICHIGAN	36/22	47/49	83-71	+12	27-57/25-68	.474/.368	10-20/3-17	.500/.176	19-26/18-22	.731/.818	42/37 +5	21/8	19/14	1/4	9/12	20/22
Marquette	37/57	42/47	79-104	(25)	28-68/36-63	.412/.571	6-20/9-23	.300/.391	17-25/23-26	.680/.885	30/39 (9)	16/22	14/13	0/4	7/9	20/24
SIUE	35/34	23/27	58-61	(3)	24-63/18-51	.381/.353	4-16/3-12	.250/.250	6-11/22-31	.545/.710	35/46 (11)	14/7	10/15	2/1	6/2	26/19
Illinois State	29/44	34/33	63-77	(14)	21-54/30-60	.389/.500	6-19/6-18	.316/.333	15-20/11-21	.750/.524	31/42 (11)	11/18	14/13	5/9	6/7	17/20
Ball State	29/36	44/26	73-62	+11	25-56/25-62	.446/.403	6-20/9-29	.300/.310	17-25/3-10	.680/.300	38/38 -	16/16	11/14	2/3	8/1	16/21
Illinois	42/41	35/44	77-85	(8)	27-60/27-49	.450/.551	8-26/7-16	.308/.438	15-18/24-30	.833/.800	28/29 (1)	10/14	14/15	2/2	7/7	20/15
Miami	28/42	40/29	68-71	(3)	25-61/27-59	.410/.458	10-33/8-20	.303/.400	8-15/9-15	.533/.600	38/34 +4	13/17	17/17	6/3	9/4	21/20
URBANA	58/35	51/32	109-67	+42	37-58/23-69	.638/.333	17-29/10-29	.586/.345	18-22/11-11	.818/1000	50/20 +30	27/10	21/10	3/0	3/11	16/19
Southern Utah	51/29	50/52	101-81	+20	38-63/25-52	.603/.481	13-28/7-17	.464/.412	12-20/24-31	.600/.774	34/26 +8	22/13	14/18	3/1	10/3	25/20
Northwestern	31/46	34/41	65-87	(22)	24-67/31-64	.358/.484	6-22/9-26	.273/.346	11-21/16-18	.524/.889	37/47 (10)	11/23	7/9	2/12	4/3	18/20
MARIAN	38/24	43/36	81-60	+21	29-62/24-64	.468/.375	10-24/5-19	.417/.263	13-21/7-11	.619/.636	42/39 +3	20/9	16/17	7/5	7/9	15/22
WESTERN ILLINOIS	47/39	42/32	89-71	+18	31-65/27-61	.477/.443	7-14/10-24	.500/.417	20-23/7-11	.870/.636	41/31 +10	10/12	10/15	3/4	6/4	17/21

Note: Game totals are displayed in the format TEAM/OPPONENT for each category

## 2016-2017 TEAM SUPERLATIVES

IUPUI High	IUPUI Low	Statistical Category	Opponent High	Opponent Low
109 vs. Urbana (12/12)	58 at SIUE (11/26)	<b>Points</b>	104 at Marquette (11/22)	55 vs. Howard (11/18)
58 vs. Urbana (12/12)	28 - twice	<b>First Half Points</b>	57 at Marquette (11/22)	22 vs. E. Michigan (11/19)
59 at E. Kentucky (11/11)	33 at Michigan (11/13)	<b>Second Half Points</b>	55 at E. Kentucky (11/11)	26 at Ball State (12/3)
38 at S. Utah (12/17)	21 at Illinois St. (11/26)	<b>Field Goals</b>	36 at Marquette (11/22)	16 vs. Howard (11/18)
68 at Marquette (11/22)	53 vs. Howard (11/18)	<b>Field Goal Attempts</b>	69 vs. Urbana (12/12)	45 vs. Howard (11/18)
.638 vs. Urbana (12/12)	.358 at Northwestern (12/20)	<b>FG Percentage</b>	.571 at Marquette (11/22)	.333 vs. Urbana (12/12)
17 vs. Urbana (12/12)	4 at SIUE (11/26)	<b>3-Point Field Goals</b>	10 - three times	0 vs. Howard (11/18)
33 at Miami (12/10)	14 - twice	<b>3-Point Field Goal Att.</b>	29 - twice	9 vs. Howard (11/18)
.586 vs. Urbana (12/12)	.250 at SIUE (11/26)	<b>3-Point FG Percentage</b>	.438 at Illinois (12/6)	.000 vs. Howard (11/18)
20 at E. Kentucky (11/11)	6 - twice	<b>Free Throws</b>	45 at E. Kentucky (11/11)	3 at Ball State (12/3)
30 vs. Howard (11/18)	11 at SIUE (11/26)	<b>Free Throw Attempts</b>	56 at E. Kentucky (11/11)	10 at Ball State (12/3)
.870 vs. W. Illinois (12/31)	.500 vs. Howard (11/18)	<b>Free Throw Percentage</b>	1.000 vs. Urbana (12/12)	.300 at Ball State (12/3)
16 at Northwestern (12/20)	7 - twice	<b>Offensive Rebounds</b>	17 vs. E. Michigan (11/19)	5 vs. Urbana (12/12)
41 vs. Urbana (12/12)	16 at Marquette (11/22)	<b>Defensive Rebounds</b>	33 - twice	15 vs. Urbana (12/12)
50 vs. Urbana (12/12)	28 at Illinois (12/6)	<b>Total Rebounds</b>	47 at Northwestern (12/20)	20 vs. Urbana (12/12)
37 at E. Kentucky (11/11)	15 vs. Marian (12/28)	<b>Fouls</b>	28 at E. Kentucky (11/11)	15 - twice
27 vs. Urbana (12/12)	10 - three times	<b>Assists</b>	23 at Northwestern (12/20)	4 vs. Howard (11/18)
21 vs. Urbana (12/12)	7 - twice	<b>Turnovers</b>	18 at S. Utah (12/17)	9 - twice
7 vs. Marian (12/28)	0 - twice	<b>Blocked Shots</b>	12 at Northwestern (12/20)	0 vs. Urbana (12/12)
10 at S. Utah (12/17)	3 - three times	<b>Steals</b>	12 vs. E. Michigan (11/19)	1 - twice

## 2016-2017 GAME-BY-GAME LEADERS / STARTING FIVES

Opponent	Starting 5	Points	Rebounds	Assists	Blocks	Steals
# St. Joseph's	Combs-Hall-O'Leary-Patterson-Thomas	2 tied w/ 14	2 tied w/ 7	2 tied w/ 4	5 tied w/ 1	3 tied w/ 1
at E. Kentucky	Combs-Hall-O'Leary-Patterson-Thomas	Combs (28)	Hall (10)	Combs (4)	2 tied w/ 2	3 tied w/ 1
at Michigan	Combs-Hall-O'Leary-Patterson-Thomas	Combs (22)	McCall (7)	K. Thomas (3)	2 tied w/ 1	3 tied w/ 1
Howard	Combs-Hall-O'Leary-Patterson-Thomas	Patterson (15)	O'Leary (10)	O'Leary (4)	---	2 tied w/ 2
E. Michigan	Combs-Hall-O'Leary-Patterson-Thomas	Patterson (17)	Hall (11)	Combs (7)	Hall (1)	4 tied w/ 2
at Marquette	Combs-Hall-O'Leary-Patterson-Thomas	2 tied w/ 15	O'Leary (9)	O'Leary (5)	---	Patterson (4)
at SIUE	Combs-Hall-O'Leary-Patterson-Thomas	O'Leary (22)	O'Leary (8)	Henderson (6)	2 tied w/ 1	2 tied w/ 2
at Illinois St.	Combs-Hall-O'Leary-Patterson-Thomas	O'Leary (17)	2 tied w/ 7	3 tied w/ 3	Patterson (2)	3 tied w/ 2
at Ball St.	Combs-Hall-O'Leary-Patterson-Thomas	Combs (21)	McCall (13)	K. Thomas (5)	2 tied w/ 1	O'Leary (4)
at Illinois	Combs-Hall-O'Leary-Patterson-Thomas	O'Leary (25)	2 tied w/ 6	Combs (4)	2 tied w/ 1	Patterson (2)
at Miami (OH)	Combs-Hall-O'Leary-Patterson-Thomas (3-7)	McCall (14)	Hall (9)	K. Thomas (4)	Hall (3)	Patterson (3)
Urbana	Combs-Hall-McCall-O'Leary-Thomas	Combs (28)	O'Leary (9)	K. Thomas (5)	Hall (2)	3 tied w/ 1
at Southern Utah	Combs-Hall-McCall-O'Leary-Thomas	O'Leary (20)	3 tied w/ 4	Patterson (6)	3 tied w/ 1	Henderson (4)
at Northwestern	Combs-Hall-McCall-O'Leary-Thomas	O'Leary (13)	Hall (8)	O'Leary (4)	2 tied w/ 1	O'Leary (2)
Marian	Combs-Hall-McCall-O'Leary-Thomas	Combs (23)	McCall (11)	McCall (7)	O'Leary (3)	Henderson (2)
W. Illinois	Combs-Hall-McCall-O'Leary-Thomas (4-1)	Combs (28)	2 tied w/ 9	3 tied w/ 1	Hall (3)	Patterson (3)
at N. Dakota St.						
at S. Dakota						
Omaha						
at Oral Roberts						
S. Dakota St.						
Denver						
at Fort Wayne						
at W. Illinois						
N. Dakota St.						
at Omaha						
Oral Roberts						
at S. Dakota St.						
at Denver						
Fort Wayne						
S. Dakota						
Summit Quarters						
Summit Semis						
Summit Finals						





**Jason Gardner** was named the eighth head coach in IUPUI men's basketball program's history on April 2, 2014. Gardner, the 1999 winner of the Indiana Mr. Basketball Award, spent a year on the University of Memphis bench and two seasons at Loyola prior to that.

In his first season on the Jaguars' bench, he guided IUPUI to 10 wins, more than tripling the program's Division I win total from a year prior. His hiring paid immediate dividends on the recruiting trail, as he immediately inked five Division I transfers, four of whom were former in-state

standouts.

In year two, Gardner led the Jags to a 13-win season against one of the nation's stiffest schedules, including a 9-7 mark in league play and a finish in the top half of the league standings.

Gardner has shown he's a proven recruiter, inking talent, both through high school signees, transfers and graduate transfers.

While at Memphis, Gardner helped the Tigers to a 24-10 record as Shaq Goodwin and Joe Jackson earned All-Conference accolades. In addition, Memphis forward Austin Nichols was a unanimous selection to the American Athletics Conference All-Rookie Team after averaging 9.1 points and 4.2 boards per game. Gardner was a college teammate of current Memphis Head Coach Josh Pastner at Arizona.

Prior to coming to Memphis, Gardner was an assistant under Porter Moser at Loyola, helping the Ramblers to an eight-game improvement from 2011-12 to 2012-13. He coached Ben Averkamp to All-Horizon League accolades for two straight seasons, while Loyola point guard Cully Payne was a Bob Cousy Award nominee. He also helped recruit one of the top signing classes in the Horizon League prior to the 2012-13 season. Gardner's coaching career began in 2010 when he served as an assistant at nearby Cathedral High School.

Gardner's racked up numerous accolades during his prestigious high school, college and professional playing careers. He was a 1999 McDonald's and Parade All-American while at North Central High School, finishing his prep career with a school record 1,669 points. He was a two-time Gatorade Circle of Champions Indiana Player of the Year and was named the 1998-99 Indianapolis County Player of the Year by The Indianapolis Star and Indianapolis News. His senior season, he helped NCHS to the IHSAA 4A state championship and Tournament of Champions title while averaging 22.6 points, 4.7 rebounds, 4.0 assists and 3.0 steals per game.

The 5-foot-10 point guard was recruited to the University of Arizona by legendary Head Coach Lute Olsen, where he was a four-year All-American for the Wildcats. He was the 2002-03 Naismith National Player of the Year and Lowe's Senior CLASS award recipient. He was the 2000 consensus National Freshman of the Year and closed his career as one of four players in Pac-12 history with 1,500 points, 500 assists and 200 steals for a career. He helped lead Arizona to two Pac-12 regular season titles (2000, 2003) and four consecutive NCAA Tournament berths. The Wildcats made three Sweet Sixteens (2001, 2002, 2003), two Elite Eights (2001, 2003) and were the NCAA national runner-up in 2001. All total, Arizona won 107 games during Gardner's four seasons and he still holds school records for games started (135) and minutes played (4,825), while ranking third in school history with 1,984 career points. He also finished second in threes made (318) and fourth in assists (622). He earned his degree from the university in 2011 in disciplinary studies.

Gardner later played professionally overseas for more than eight years, primarily in Germany. In 2009, he was named MVP of German Basketball Bundesliga after helping Oldenburg to the league crown, averaging 13.7 points, 4.0 assists and 3.0 boards per game. He was a two-time Basketball Bundesliga All-Star, including starting the 2007 game.

Gardner is married to the former Jacquelyn Maxberry and the couple has four children, Jasper, Jason Jr., Jacob and Jackson.



## THE GARDNER FILE

**School:** .....Arizona, '11

**Seasons with IUPUI:** ..... third season

**Career Record:** ..... 30-48 (3rd year)

### Coaching Experience:

..... 2014-pres., Head Coach, IUPUI

..... 2013-14, Assistant Coach, Memphis

..... 2011-13, Assistant Coach, Loyola (Ill.)

..... 2010-11, Assistant Coach, Cathedral H.S.



# IUPUI PLAYER CAREER STATS

## BRENNAN, Aaron

Season	gp-gs	min/avg	Total		3-Point		F-Throws		Rebounds				pf	fo	ast	to	blk	stl	Scoring	
			fg-fga	pct	fg-fga	pct	ft-fa	pct	off	def	tot	avg							pts	avg
2014-15	28-24	585/20.9	71-136	.522	3-8	.375	33-46	.717	36	52	88	3.1	72	1	27	44	7	21	178	6.4
2015-16	32-9	569/17.8	55-144	.382	1-9	.111	26-31	.839	37	78	115	3.6	68	0	33	31	11	12	137	4.3
2016-17	15-0	251/16.7	43-79	.544	9-19	.474	17-21	.810	11	35	46	3.1	35	1	13	13	5	6	112	7.5
TOTAL	75-33	1405/18.7	169-359	.471	13-36	.361	76-98	.776	84	165	249	3.3	175	2	73	88	23	39	427	5.7

## COMBS, Darell

Season	gp-gs	min/avg	Total		3-Point		F-Throws		Rebounds				pf	fo	ast	to	blk	stl	Scoring	
			fg-fga	pct	fg-fga	pct	ft-fa	pct	off	def	tot	avg							pts	avg
2015-16	31-29	947/30.5	165-386	.427	58-139	.417	117-155	.755	12	58	70	2.3	93	3	68	101	1	31	505	16.3
2016-17	15-15	464/30.9	93-212	.439	32-87	.368	50-64	.781	8	19	27	1.8	41	1	46	34	3	11	268	17.9
TOTAL	46-44	1411/30.7	258-598	.431	90-226	.398	167-219	.763	20	77	97	2.1	134	4	114	135	4	42	773	16.8

## FRASER, Giovanni

Season	gp-gs	min/avg	Total		3-Point		F-Throws		Rebounds				pf	fo	ast	to	blk	stl	Scoring	
			fg-fga	pct	fg-fga	pct	ft-fa	pct	off	def	tot	avg							pts	avg
2016-17	11-0	73/6.6	6-12	.500	0-0	.000	4-12	.333	4	10	14	1.3	18	0	0	5	3	0	16	1.5
TOTAL	11-0	73/6.6	6-12	.500	0-0	.000	4-12	.333	4	10	14	1.3	18	0	0	5	3	0	16	1.5

## HALL, Evan

Season	gp-gs	min/avg	Total		3-Point		F-Throws		Rebounds				pf	fo	ast	to	blk	stl	Scoring	
			fg-fga	pct	fg-fga	pct	ft-fa	pct	off	def	tot	avg							pts	avg
2015-16	23-11	383/16.7	50-97	.515	1-1	1.000	19-47	.404	41	50	91	4.0	67	4	14	17	7	10	120	5.2
2016-17	15-15	286/19.1	39-71	.549	0-0	.000	26-59	.441	39	45	84	5.6	36	0	11	20	15	5	104	6.9
TOTAL	38-26	669/17.6	89-168	.530	1-1	1.000	45-106	.425	80	95	175	4.6	103	4	25	37	22	15	224	5.9

## HENDERSON, T.J.

Season	gp-gs	min/avg	Total		3-Point		F-Throws		Rebounds				pf	fo	ast	to	blk	stl	Scoring	
			fg-fga	pct	fg-fga	pct	ft-fa	pct	off	def	tot	avg							pts	avg
2015-16	32-2	522/16.3	49-130	.377	22-64	.344	27-39	.692	5	48	53	1.7	48	1	35	44	2	30	147	4.6
2016-17	15-0	259/17.3	26-57	.456	14-35	.400	18-22	.818	5	21	26	1.7	25	1	27	15	1	16	84	5.6
TOTAL	47-2	781/16.6	75-187	.401	36-99	.364	45-61	.738	10	69	79	1.7	73	2	62	59	3	46	231	4.9

## HUDSON, Chad

Season	gp-gs	min/avg	Total		3-Point		F-Throws		Rebounds				pf	fo	ast	to	blk	stl	Scoring	
			fg-fga	pct	fg-fga	pct	ft-fa	pct	off	def	tot	avg							pts	avg
2016-17	6-0	18/3.0	1-4	.250	1-3	.333	0-2	.000	0	3	3	0.5	3	0	2	3	0	1	3	0.5
TOTAL	6-0	18/3.0	1-4	.250	1-3	.333	0-2	.000	0	3	3	0.5	3	0	2	3	0	1	3	0.5

## JAMES, Josh

Season	gp-gs	min/avg	Total		3-Point		F-Throws		Rebounds				pf	fo	ast	to	blk	stl	Scoring	
			fg-fga	pct	fg-fga	pct	ft-fa	pct	off	def	tot	avg							pts	avg
2013-14	21-0	122/5.8	17-25	.680	0-0	.000	9-11	.818	12	15	27	1.3	22	0	3	4	1	4	43	2.0
2014-15	31-13	396/12.8	38-79	.481	0-0	.000	22-32	.688	29	58	87	2.8	63	2	12	32	16	9	98	3.2
2016-17	15-0	115/7.7	11-23	.478	0-0	.000	11-14	.786	11	21	32	2.1	26	0	1	7	0	2	33	2.2
TOTAL	67-13	633/9.4	66-127	.520	0-0	.000	42-57	.737	52	94	146	2.2	111	2	16	43	17	15	174	2.6

## McCALL, D.J.

Season	gp-gs	min/avg	Total		3-Point		F-Throws		Rebounds				pf	fo	ast	to	blk	stl	Scoring	
			fg-fga	pct	fg-fga	pct	ft-fa	pct	off	def	tot	avg							pts	avg
2014-15	31-15	664/21.4	52-124	.419	6-19	.316	39-61	.639	31	58	89	2.9	49	1	38	55	1	19	149	4.8
2016-17	15-5	284/18.9	26-58	.448	1-6	.167	27-46	.587	31	51	82	5.5	27	0	19	22	3	9	80	5.3
TOTAL	46-20	948/20.6	78-182	.429	7-25	.280	66-107	.617	62	109	171	3.7	76	1	57	77	4	28	229	5.0

## IUPUI PLAYER CAREER STATS

### O'LEARY, Matt

			Total		3-Point		F-Throws		Rebounds											Scoring	
Season	gp-gs	min/avg	fg-fga	pct	fg-fga	pct	ft-fta	pct	off	def	tot	avg	pf	fo	ast	to	blk	stl	pts	avg	
2015-16	32-32	896/28.0	128-264	.485	28-101	.277	45-78	.577	40	151	191	6.0	70	2	69	56	10	32	329	10.3	
2016-17	15-15	438/29.2	81-147	.551	29-63	.460	30-39	.769	13	87	100	6.7	32	0	41	24	9	12	221	14.7	
TOTAL	47-47	1334/28.4	209-411	.509	57-164	.348	75-117	.641	53	238	291	6.2	102	2	110	80	19	44	550	11.7	

### PATTERSON, Ron

			Total		3-Point		F-Throws		Rebounds											Scoring	
Season	gp-gs	min/avg	fg-fga	pct	fg-fga	pct	ft-fta	pct	off	def	tot	avg	pf	fo	ast	to	blk	stl	pts	avg	
2016-17	15-10	361/24.1	47-112	.420	29-77	.377	6-10	.600	5	30	35	2.3	33	1	27	21	4	20	129	8.6	
TOTAL	15-10	361/24.1	47-112	.420	29-77	.377	6-10	.600	5	30	35	2.3	33	1	27	21	4	20	129	8.6	

### SINN, Grant

			Total		3-Point		F-Throws		Rebounds											Scoring	
Season	gp-gs	min/avg	fg-fga	pct	fg-fga	pct	ft-fta	pct	off	def	tot	avg	pf	fo	ast	to	blk	stl	pts	avg	
2015-16	8-0	8/1.0	0-3	.000	0-3	.000	0-0	.000	0	1	1	0.1	0	0	0	1	0	0	0	0.0	
2016-17	4-0	10/2.5	1-6	.167	1-6	.167	0-0	.000	1	0	1	0.3	2	0	0	0	0	0	3	0.8	
TOTAL	12-0	18/1.5	1-9	.111	1-9	.111	0-0	.000	1	1	2	0.2	2	0	0	1	0	0	3	0.3	

### THOMAS, Kellon

			Total		3-Point		F-Throws		Rebounds											Scoring	
Season	gp-gs	min/avg	fg-fga	pct	fg-fga	pct	ft-fta	pct	off	def	tot	avg	pf	fo	ast	to	blk	stl	pts	avg	
2016-17	15-15	424/28.3	38-124	.306	13-43	.302	28-30	.933	6	29	35	2.3	30	0	47	23	0	13	117	7.8	
TOTAL	15-15	424/28.3	38-124	.306	13-43	.302	28-30	.933	6	29	35	2.3	30	0	47	23	0	13	117	7.8	

### THOMAS, Noah

			Total		3-Point		F-Throws		Rebounds											Scoring	
Season	gp-gs	min/avg	fg-fga	pct	fg-fga	pct	ft-fta	pct	off	def	tot	avg	pf	fo	ast	to	blk	stl	pts	avg	
2016-17	5-0	17/3.4	1-5	.200	0-1	.000	3-4	.750	1	3	4	0.8	6	0	0	6	0	0	5	1.0	
TOTAL	5-0	17/3.4	1-5	.200	0-1	.000	3-4	.750	1	3	4	0.8	6	0	0	6	0	0	5	1.0	

## ACTIVE PLAYER CAREER RANKINGS

Games Played		Games Started		Minutes		Points		Rebounds		Assists		Steals	
1. Brennan	75	1. O'Leary	47	1. Combs	1411	1. Combs	773	1. O'Leary	291	1. Combs	114	1. Henderson	46
2. James	67	2. Combs	44	2. Brennan	1405	2. O'Leary	550	2. Brennan	249	2. O'Leary	110	2. O'Leary	44
t-3. Henderson	47	3. Brennan	33	3. O'Leary	1334	3. Brennan	427	3. Hall	175	3. Brennan	73	3. Combs	42
t-3. O'Leary	47	4. Hall	26	4. McCall	948	4. Henderson	231	4. McCall	171	4. Henderson	62	4. Brennan	39
t-5. Combs	46	5. McCall	20	5. Henderson	781	5. McCall	229	5. James	146	5. McCall	57	5. McCall	28
t-5. McCall	46	6. K. Thomas	15	6. Hall	669	6. Hall	224	6. Combs	97	6. K. Thomas	47	6. Patterson	20
7. Hall	38	7. James	13	7. James	633	7. James	174	7. Henderson	79	7. Patterson	27	t-7. Hall	15
t-8. Patterson	15	8. Patterson	10	8. K. Thomas	424	8. Patterson	129	t-8. Patterson	35	8. Hall	25	t-7. James	15
t-8. K. Thomas	15	9. Henderson	2	9. Patterson	361	9. K. Thomas	117	t-8. K. Thomas	35	9. James	16	9. K. Thomas	13
10. Sinn	12	t-10. Fraser	0	10. Fraser	73	10. Fraser	16	10. Fraser	14	10. Hudson	2	10. Hudson	1
11. Fraser	11	t-10. Hudson	0	t-11. Hudson	18	11. N. Thomas	5	11. N. Thomas	4	t-11. Fraser	0	t-11. Fraser	0
12. Hudson	6	t-10. Sinn	0	t-11. Sinn	18	t-12. Hudson	3	t-12. Hudson	3	t-11. Sinn	0	t-11. Sinn	0
13. N. Thomas	5	t-10. N. Thomas	0	13. N. Thomas	17	t-12. Sinn	3	13. Sinn	2	t-11. N. Thomas	0	t-11. N. Thomas	0

Field Goals Made		FG Attempts		Free Throws Made		FT Attempts		Threes Made		Threes Attempted		Blocks	
1. Combs	258	1. Combs	598	1. Combs	167	1. Combs	219	1. Combs	90	1. Combs	226	1. Brennan	23
2. O'Leary	209	2. O'Leary	411	2. Brennan	76	2. O'Leary	117	2. O'Leary	57	2. O'Leary	164	2. Hall	22
3. Brennan	169	3. Brennan	359	3. O'Leary	75	3. McCall	107	3. Henderson	36	3. Henderson	99	3. O'Leary	19
4. Hall	89	4. Henderson	187	4. McCall	66	4. Hall	106	4. Patterson	29	4. Patterson	77	4. James	17
5. McCall	78	5. McCall	182	t-5. Hall	45	5. Brennan	98	t-5. Brennan	13	5. K. Thomas	43	t-5. Combs	4
6. Henderson	75	6. Hall	168	t-5. Henderson	45	6. Henderson	61	t-5. K. Thomas	13	6. Brennan	36	t-5. McCall	4
7. James	66	7. James	127	7. James	42	7. James	57	7. McCall	7	7. McCall	25	t-5. Patterson	4
8. Patterson	47	8. K. Thomas	124	8. K. Thomas	28	8. K. Thomas	30	t-8. Hall	1	8. Sinn	9	t-8. Fraser	3
9. K. Thomas	38	9. Patterson	112	9. Patterson	6	9. Fraser	12	t-8. Hudson	1	9. Hudson	3	t-8. Henderson	3
10. Fraser	6	10. Fraser	12	10. Fraser	4	10. Patterson	10	t-8. Sinn	1	t-10. Hall	1	t-10. Hudson	0
t-11. Hudson	1	11. Sinn	9	11. N. Thomas	3	11. N. Thomas	4	t-11. Fraser	0	t-10. N. Thomas	1	t-10. Sinn	0
t-11. Sinn	1	12. N. Thomas	5	t-12. Hudson	0	12. Hudson	2	t-11. James	0	t-12. Fraser	0	t-10. K. Thomas	0
t-11. N. Thomas	1	13. Hudson	4	t-12. Sinn	0	13. Sinn	0	t-11. N. Thomas	0	t-12. James	0	t-10. N. Thomas	0



## IUPUI RETURNER/TRANSFER CAREER-HIGHS

### #0 DARELL COMBS - CAREER HIGHS

<b>Points:</b>	32	vs. South Dakota (2/25/16)
<b>Rebounds:</b>	7	at Marquette (11/16/15)
<b>Assists:</b>	8	vs. Fort Wayne (2/27/16)
<b>FG:</b>	11	twice
<b>FGA:</b>	20	vs. South Dakota (2/25/16)
<b>3FG:</b>	6	three times
<b>3FGA:</b>	11	vs. South Dakota (2/25/16)
<b>FT:</b>	9	twice
<b>FTA:</b>	14	at Indiana St. (11/13/15)
<b>Blocks:</b>	2	vs. Marian (12/28/16)
<b>Steals:</b>	4	at Georgia State (11/27/15)
<b>Minutes:</b>	39	twice

### #11 JOSH JAMES - CAREER HIGHS

<b>Points:</b>	17	vs. Judson (1/2/14)
<b>Rebounds:</b>	10	vs. Omaha (2/28/15)
<b>Assists:</b>	2	at Oral Roberts (1/7/15)
<b>FG:</b>	7	vs. Judson (1/2/14)
<b>FGA:</b>	8	vs. Judson (1/2/14)
<b>3FG:</b>	---	
<b>3FGA:</b>	---	
<b>FT:</b>	3	twice
<b>FTA:</b>	4	twice
<b>Blocks:</b>	2	five times
<b>Steals:</b>	3	vs. South Dakota (1/24/15)
<b>Minutes:</b>	30	vs. Omaha (2/28/15)

### #22 D.J. MCCALL - CAREER HIGHS

<b>Points:</b>	14	twice
<b>Rebounds:</b>	13	at Ball State (12/3/16)
<b>Assists:</b>	7	vs. Marian (12/28/16)
<b>FG:</b>	6	at Miami (Ohio) (12/10/16)
<b>FGA:</b>	9	at Marquette (11/22/16)
<b>3FG:</b>	2	at Milwaukee (11/19/14)
<b>3FGA:</b>	2	five times
<b>FT:</b>	7	at N.C. Central (12/29/14)
<b>FTA:</b>	10	at N.C. Central (12/29/14)
<b>Blocks:</b>	1	four times
<b>Steals:</b>	3	vs. Eastern Kentucky (12/13/14)
<b>Minutes:</b>	38	at North Dakota State (2/19/15)

### #45 AARON BRENNAN - CAREER HIGHS

<b>Points:</b>	14	twice
<b>Rebounds:</b>	7	at Denver (2/4/16)
<b>Assists:</b>	4	twice
<b>FG:</b>	7	vs. Ball State (11/22/14)
<b>FGA:</b>	11	at SIUE (11/26/16)
<b>3FG:</b>	3	vs. Marian (12/28/16)
<b>3FGA:</b>	4	vs. Marian (12/28/16)
<b>FT:</b>	6	vs. Omaha (2/28/15)
<b>FTA:</b>	7	vs. Omaha (2/28/15)
<b>Blocks:</b>	3	at South Dakota (1/1/16)
<b>Steals:</b>	3	three times
<b>Minutes:</b>	34	vs. Omaha (2/28/15)

### #1 T.J. HENDERSON - CAREER HIGHS

<b>Points:</b>	16	vs. Omaha (2/17/16)
<b>Rebounds:</b>	7	vs. North Dakota State (3/6/16)
<b>Assists:</b>	6	at SIUE (11/26/16)
<b>FG:</b>	6	vs. Omaha (2/17/16)
<b>FGA:</b>	10	at Butler (12/28/15)
<b>3FG:</b>	3	three times
<b>3FGA:</b>	6	three times
<b>FT:</b>	5	vs. Western Illinois (12/31/16)
<b>FTA:</b>	5	twice
<b>Blocks:</b>	1	three times
<b>Steals:</b>	4	twice
<b>Minutes:</b>	30	vs. South Alabama (11/24/15)

### #15 MATT O'LEARY - CAREER HIGHS

<b>Points:</b>	25	at Illinois (12/6/16)
<b>Rebounds:</b>	12	vs. North Dakota State (3/6/16)
<b>Assists:</b>	9	vs. Fort Wayne (2/27/16)
<b>FG:</b>	9	three times
<b>FGA:</b>	15	at Illinois (12/6/16)
<b>3FG:</b>	4	four times
<b>3FGA:</b>	9	twice
<b>FT:</b>	7	at Illinois (12/6/16)
<b>FTA:</b>	8	at Illinois (12/6/16)
<b>Blocks:</b>	3	vs. Marian (12/28/16)
<b>Steals:</b>	5	vs. Fort Wayne (2/27/16)
<b>Minutes:</b>	36	three times

### #24 EVAN HALL - CAREER HIGHS

<b>Points:</b>	14	three times
<b>Rebounds:</b>	11	vs. Eastern Michigan (11/19/16)
<b>Assists:</b>	4	vs. Urbana (12/12/16)
<b>FG:</b>	6	twice
<b>FGA:</b>	12	at Northwestern (12/20/16)
<b>3FG:</b>	1	at Indiana St. (11/13/15)
<b>3FGA:</b>	1	at Indiana St. (11/13/15)
<b>FT:</b>	8	vs. Urbana (12/12/16)
<b>FTA:</b>	9	twice
<b>Blocks:</b>	3	twice
<b>Steals:</b>	2	three times
<b>Minutes:</b>	27	at South Dakota (1/1/16)

### #5 KELLON THOMAS - CAREER HIGHS

<b>Points:</b>	22	twice
<b>Rebounds:</b>	5	six times
<b>Assists:</b>	6	three times
<b>FG:</b>	8	at NJIT (12/7/15)
<b>FGA:</b>	15	twice
<b>3FG:</b>	6	at NJIT (12/7/15)
<b>3FGA:</b>	11	at Miami (Ohio) (2/27/16)
<b>FT:</b>	11	at Ball State (1/19/16)
<b>FTA:</b>	13	vs. Ohio (1/16/16)
<b>Blocks:</b>	1	three times
<b>Steals:</b>	3	twice
<b>Minutes:</b>	35	vs. Eastern Michigan (11/19/16)

### #20 GRANT SINN - CAREER HIGHS

<b>Points:</b>	3	vs. Urbana (12/12/16)
<b>Rebounds:</b>	1	twice
<b>Assists:</b>	-	---
<b>FG:</b>	1	vs. Urbana (12/12/16)
<b>FGA:</b>	2	twice
<b>3FG:</b>	1	vs. Urbana (12/12/16)
<b>3FGA:</b>	2	twice
<b>FT:</b>	-	---
<b>FTA:</b>	-	---
<b>Blocks:</b>	-	---
<b>Steals:</b>	-	---
<b>Minutes:</b>	4	vs. Urbana (12/12/16)

### #25 RON PATTERSON - CAREER HIGHS

<b>Points:</b>	17	vs. Eastern Michigan (11/19/16)
<b>Rebounds:</b>	6	vs. Urbana (12/12/16)
<b>Assists:</b>	6	at Southern Utah (12/17/16)
<b>FG:</b>	6	three times
<b>FGA:</b>	15	at Marquette (11/22/16)
<b>3FG:</b>	5	vs. Eastern Michigan (11/19/16)
<b>3FGA:</b>	9	vs. Eastern Michigan (11/19/16)
<b>FT:</b>	2	four times
<b>FTA:</b>	6	at Virginia Tech (1/3/15)
<b>Blocks:</b>	2	twice
<b>Steals:</b>	4	at Marquette (11/22/16)
<b>Minutes:</b>	31	twice

## FIRST-YEAR PLAYER SEASON/CAREER-HIGHS

	#2 ANTHONY JONES	#12 CHAD HUDSON	#32 ELY JAH GOSS	#33 GIOVANNI FRASER	#35 NOAH THOMAS	#40 EVAN BORGMAN
<b>Points:</b>	---	3 vs. Urbana	---	5 vs. Marian	2 - twice	---
<b>Rebounds:</b>	---	1 - three times	---	4 at S. Utah	3 vs. Urbana	---
<b>Assists:</b>	---	1 - twice	---	---	---	---
<b>FG:</b>	---	1 vs. Urbana	---	2 - twice	1 at S. Utah	---
<b>FGA:</b>	---	2 vs. Urbana	---	4 at Marquette	2 - twice	---
<b>3FG:</b>	---	1 vs. Urbana	---	---	---	---
<b>3FGA:</b>	---	2 vs. Urbana	---	---	1 at S. Utah	---
<b>FT:</b>	---	---	---	2 at S. Utah	2 vs. Urbana	---
<b>FTA:</b>	---	2 vs. Howard	---	6 at S. Utah	2 - twice	---
<b>Blocks:</b>	---	---	---	1 - three times	---	---
<b>Steals:</b>	---	1 vs. Howard	---	---	---	---
<b>Minutes:</b>	---	5 vs. Urbana	---	13 vs. Urbana	5 vs. Urbana	---

# LAST FOUR BOX SCORES

## GAME #12 • IUPUI 101, SOUTHERN UTAH 81 (CEDAR CITY, UTAH)

### IUPUI 101 • 5-7

#	Player	Total		3-Ptr	Rebounds					PF	TP	A	TO	Blk	Stl	Min		
		FG-FA	FG-FGA	FT-FTA	Off	Def	Tot											
15	O'LEARY, Matt	f	8-9	4-5	0-0	0	0	0	1	20	2	1	1	1	1	27		
24	HALL, Evan	f	5-6	0-0	1-4	2	1	3	2	11	1	1	1	1	1	16		
00	COMBS, Darell	g	5-9	2-4	4-4	0	2	2	1	16	3	2	0	2	2	26		
05	THOMAS, Kellon	g	3-6	1-3	2-2	0	3	3	3	9	3	1	0	1	0	28		
22	McCALL, D.J.	g	2-4	0-1	0-0	2	2	4	4	4	1	3	0	0	0	12		
01	HENDERSON, T.J.		3-5	2-3	3-4	1	3	4	3	11	3	2	0	4	24			
11	JAMES, Josh		2-3	0-0	0-0	2	0	2	1	4	0	1	0	0	0	11		
12	HUDSON, Chad		0-0	0-0	0-0	0	0	0	1	0	1	0	0	0	0	4		
20	SINN, Grant		0-2	0-2	0-0	0	0	0	1	0	0	0	0	0	0	3		
25	PATTERSON, Ron		6-11	3-6	0-0	0	3	3	3	15	6	0	0	1	1	22		
33	FRASER, Giovanni		0-0	0-0	2-6	0	4	4	1	2	0	0	1	0	0	7		
35	THOMAS, Noah		1-2	0-1	0-0	0	1	1	2	2	0	2	0	0	0	3		
45	BRENNAN, Aaron		3-6	1-3	0-0	0	3	3	2	7	2	0	0	0	0	17		
Team						5	0	5										
Totals			38-63	13-28	12-20	12	22	34	25	101	22	14	3	10	20			
FG % 1st Half: 17-30		56.7%	2nd half: 21-33	63.6%	Game: 38-63		60.3%										Deadball Rebounds 2,2	
3FG % 1st Half: 9-17		52.9%	2nd half: 4-11	36.4%	Game: 13-28		46.4%											
FT % 1st Half: 8-11		72.7%	2nd half: 4-9	44.4%	Game: 12-20		60.0%											

### Southern Utah 81 • 2-9

#	Player	Total		3-Ptr		Rebounds			PF	TP	A TO Blk Stl					Min
		FG-FGA	FG-FGA	FT-FTA	Off Def Tot	PF	TP	A TO Blk Stl								
22	MADUNIC, Ivan	f	1-6	1-5	0-0	0 3 3	3	3	0	2	0	0	0	0	0	17
34	MUSOKO, Christian	c	3-7	0-0	2-2	2 3 5	3	8	0	3	0	2	19			
00	ONWUASOR, Randy	g	7-13	1-1	5-6	0 5 5	3	20	5	5	0	1	35			
05	MARSHALL, John	g	0-2	0-1	4-4	0 0 0	0	4	3	1	0	0	24			
14	McGEE, James	g	3-8	3-6	7-9	0 2 2	3	16	4	3	0	0	33			
03	DAY, Decardo		0-1	0-1	0-0	0 1 1	2	0	1	1	0	0	15			
10	CALLOWAY, Jacob		4-6	2-3	5-5	1 1 2	1	15	0	0	0	0	12			
11	JOYCE, Will		3-4	0-0	1-4	3 3 6	1	7	0	2	0	0	17			
33	JOHNSON, Matthew		0-0	0-0	0-0	0 0 0	1	0	0	0	0	0	7			
35	HOLKER, Brayden		4-5	0-0	0-1	0 1 1	3	8	0	1	1	0	21			
Team						1 0 1										
Totals			25-52	7-17	24-31	7 19 26	20	81	13	18	1	3	200			
FG % 1st Half: 8-22		36.4%	2nd half: 17-30	56.7%	Game: 25-52	48.1%									Deadball Rebounds 3	
3FG % 1st Half: 2-8		25.0%	2nd half: 5-9	55.6%	Game: 7-17	41.2%										
FT % 1st Half: 11-13		84.6%	2nd half: 13-18	72.2%	Game: 24-31	77.4%										

Officials: Ryan Holmes, Michael Ojeda, Derek Schulte  
Technical fouls: IUPUI-None. Southern Utah-None.  
Attendance: 1012

Score by periods	1st	2nd	Total
IUPUI	51	50	101
Southern Utah	29	52	81

Last FG - IUPUI 2nd-00:20, SUU 2nd-00:26.  
Largest lead - IUPUI by 35 2nd-12:07, SUU by 5 1st-18:41.  
IUPUI led for 37:06. SUU led for 01:56. Game was tied for 00:58.

Score tied - 0 times.  
Lead changed - 1 time.

## GAME #13 • NORTHWESTERN 87, IUPUI 65 (EVANSTON, ILL.)

### IUPUI 65 • 5-8

#	Player	Total		3-Ptr		Rebounds			PF	TP	A TO Blk Stl					Min
		FG-FGA	FG-FGA	FT-FTA	Off Def Tot	PF	TP	A TO Blk Stl								
15	O'LEARY, Matt	f	5-9	1-3	2-5	1 6 7	1	13	4	0	0	2	29			
24	HALL, Evan	f	3-12	0-0	0-0	5 3 8	2	6	0	1	0	0	20			
0	COMBS, Darell	g	3-15	0-5	1-4	2 1 3	4	7	1	1	0	0	33			
22	McCALL, D.J.	g	2-4	1-1	4-7	2 3 5	3	9	0	1	0	0	23			
5	THOMAS, Kellon	g	1-8	0-5	1-1	0 2 2	2	3	3	2	0	0	24			
1	HENDERSON, T.J.		4-7	2-3	0-0	0 1 1	1	10	2	0	1	1	23			
11	JAMES, Josh		1-2	0-0	3-4	0 1 1	0	5	0	0	0	0	11			
25	PATTERSON, Ron		3-6	2-5	0-0	0 2 2	4	8	1	2	0	1	20			
33	FRASER, Giovanni		0-1	0-0	0-0	1 0 1	0	0	0	0	0	0	6			
45	BRENNAN, Aaron		2-3	0-0	0-0	1 0 1	1	4	0	0	1	0	11			
Team						5 2 7										
Totals			24-67	6-22	11-21	16 21 37	18	65	11	7	2	4	200			
FG % 1st Half: 12-33		36.4%	2nd half: 12-34	35.3%	Game: 24-67	35.8%									Deadball Rebounds 4	
3FG % 1st Half: 2-11		18.2%	2nd half: 4-11	36.4%	Game: 6-22	27.3%										
FT % 1st Half: 5-11		45.5%	2nd half: 6-10	60.0%	Game: 11-21	52.4%										

### Northwestern 87 • 10-2

#	Player	Total		3-Ptr		Rebounds			PF	TP	A TO Blk Stl					Min
		FG-FGA	FG-FGA	FT-FTA	Off Def Tot	PF	TP	A TO Blk Stl								
34	Lumpkin, Sanjay	f	4-5	0-1	5-6	1 12 13	3	13	1	0	0	2	34			
25	Benson, Barret	c	2-4	0-0	0-0	2 2 4	2	4	1	2	5	0	15			
20	Lindsey, Scottie	g	4-11	0-3	3-3	0 0 0	3	11	3	0	0	0	27			
30	McIntosh, Bryant	g	3-10	2-5	2-2	0 5 5	3	10	9	2	0	0	34			
4	Law, Vic	g	1-5	1-2	0-0	1 3 4	3	3	1	1	0	0	17			
10	Hall, Charlie		0-0	0-0	0-0	0 1 1	0	0	0	0	0	0	1			
12	Brown, Isiah		5-10	3-7	2-2	0 0 0	1	15	4	2	0	1	29			
23	Ash, Jordan		0-0	0-0	0-0	0 0 0	1	0	0	0	0	0	3			
32	Thompson, Nathan		3-7	2-6	4-4	2 2 4	0	12	3	0	1	0	18			
44	Skelly, Gavin		9-12	1-2	0-1	5 6 11	4	19	1	2	6	0	22			
Team						3 2 5										
Totals			31-64	9-26	16-18	14 33 47	20	87	23	9	12	3	200			
FG % 1st Half: 16-30		53.3%	2nd half: 15-34	44.1%	Game: 31-64	48.4%									Deadball Rebounds 0	
3FG % 1st Half: 4-11		36.4%	2nd half: 5-15	33.3%	Game: 9-26	34.6%										
FT % 1st Half: 10-11		90.9%	2nd half: 6-7	85.7%	Game: 16-18	88.9%										

Officials: Terry Wymer, Bill Ek, Kelly Pfeifer  
Technical fouls: IUPUI-None. Northwestern-None.  
Attendance: 6452

Score by periods	1st	2nd	Total
IUPUI	31	34	65
Northwestern	46	41	87

Last FG - IUPUI 2nd-02:05, NU 2nd-00:12.  
Largest lead - IUPUI None, NU by 25 2nd-10:29.  
IUPUI led for 00:00. NU led for 38:51. Game was tied for 01:09.

Score tied - 1 time.  
Lead changed - 0 times.

## GAME #14 • IUPUI 81, MARIAN 60 (INDIANA FARMERS COLISEUM)

### Marian 60 • 9-8

#	Player		Total		3-Ptr		Rebounds			PF	TP					Min
			FG-FGA	FG-FGA	FT-FTA	Off	Def	Tot	A			TO	Blk	Stl		
15	BELL,Patrick	f	1-6	0-0	2-2	1	5	6	5	4	0	5	1	2	27	
20	GUYMON,Sam	f	5-9	2-3	0-1	2	4	6	4	12	0	1	1	2	27	
04	STOWERS,Wesley	g	5-14	2-4	4-4	0	3	3	2	16	5	4	1	1	33	
10	CROWLEY,James	g	3-7	0-2	0-0	0	2	2	4	6	1	1	0	1	27	
22	GREEN,Curtis	g	2-6	0-3	0-1	0	1	1	2	4	0	3	0	0	33	
03	MILLS,Jake		0-6	0-4	1-2	0	0	0	2	1	2	0	0	1	21	
23	JORDAN,Andrew		6-14	1-3	0-1	1	9	10	1	13	1	2	2	2	26	
30	PATTERSON,Trey		2-2	0-0	0-0	1	2	3	2	4	0	1	0	0	11	
	Team					4	4	8								
Totals			24-64	5-19	7-11	9	30	39	22	60	9	17	5	9	200	
FG % 1st Half: 10-33 30.3% 2nd half: 14-31 45.2% Game: 24-64 37.5% Deadball																
3FG % 1st Half: 2-9 22.2% 2nd half: 3-10 30.0% Game: 5-19 26.3% Rebounds																
FT % 1st Half: 2-3 66.7% 2nd half: 5-8 62.5% Game: 7-11 63.6% 1																